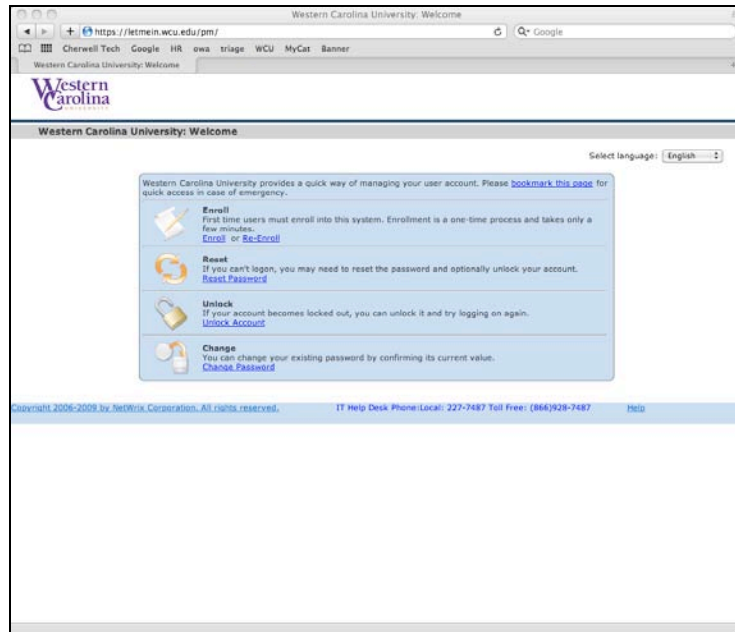
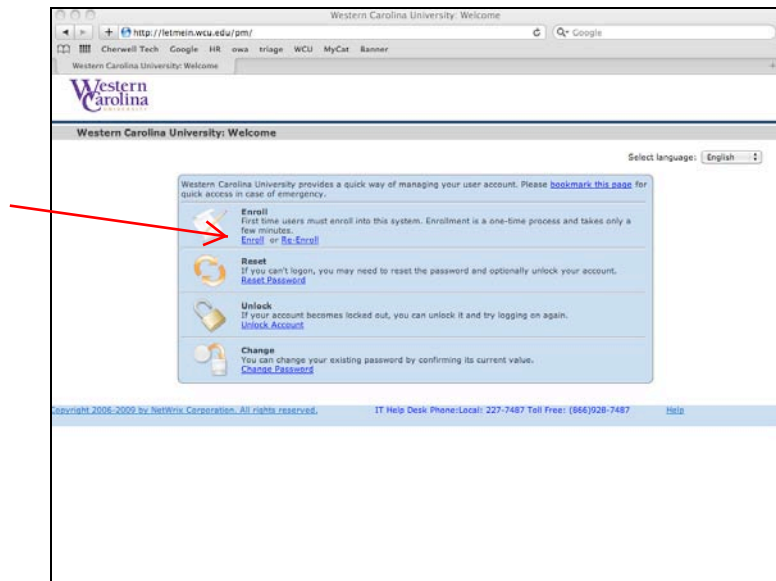


Mac instructions to enroll in netwrix password manager.

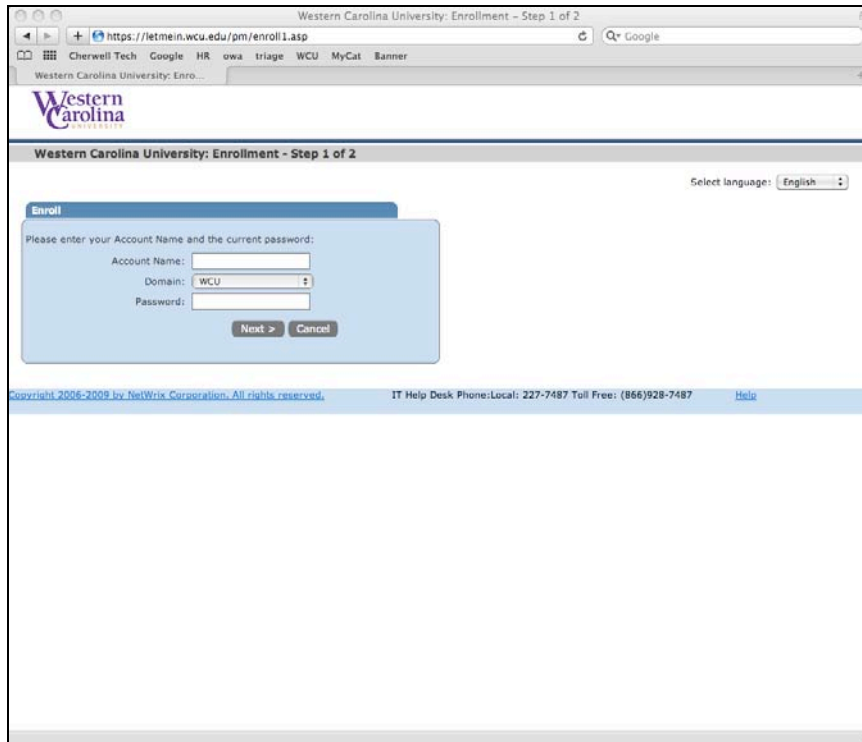
1. Go to this link to enroll <https://letmein.wcu.edu>.



2. Click on enroll link

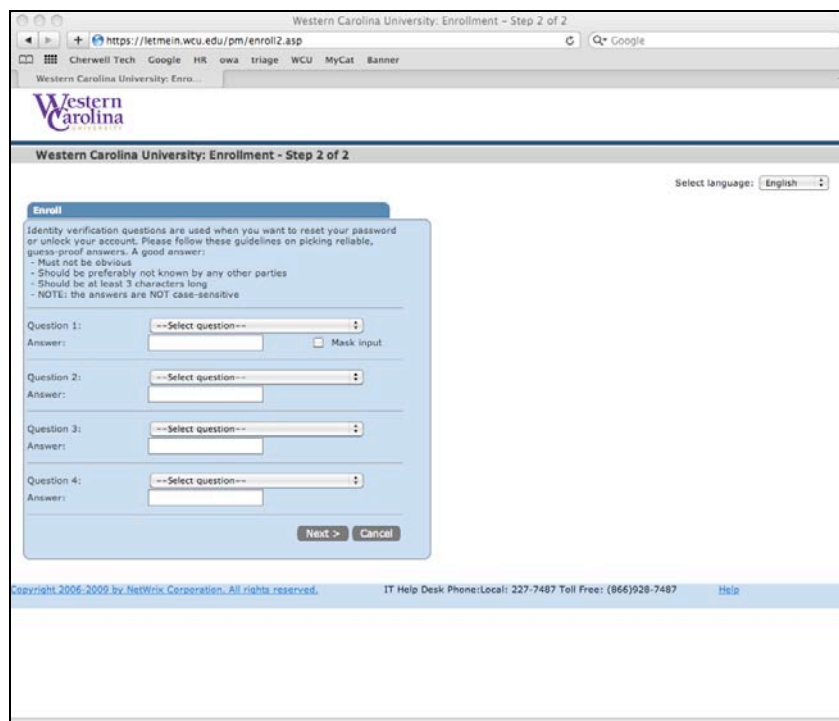


3. Enter your domain username and password then click next.(same credentials you use to check email and log onto your computer)



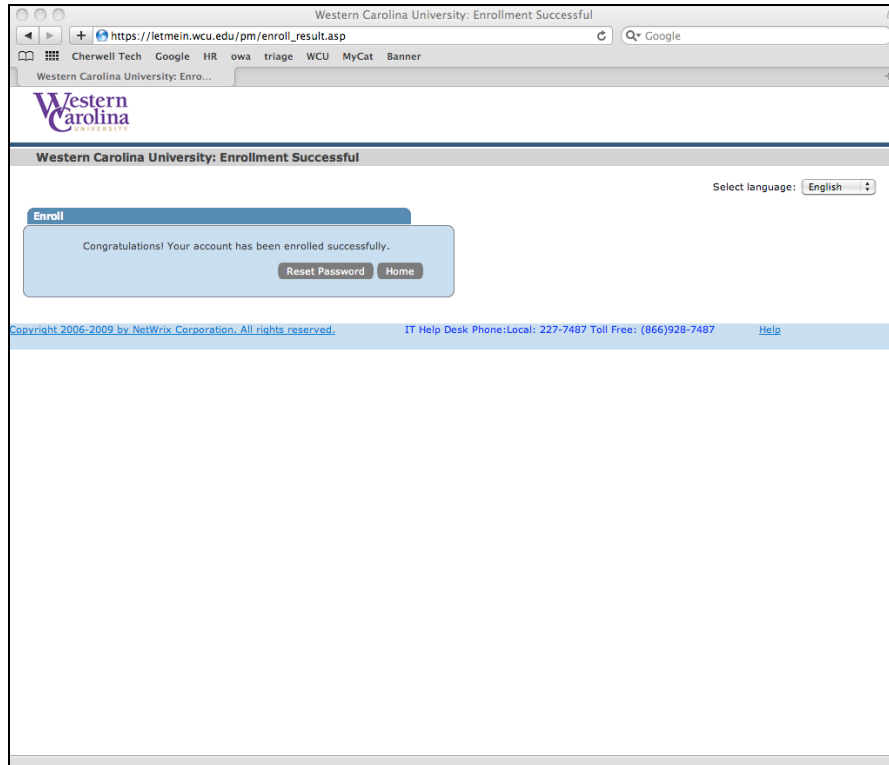
The screenshot shows a web browser window with the URL <https://letmein.wcu.edu/pm/enroll1.asp>. The page title is "Western Carolina University: Enrollment - Step 1 of 2". The Western Carolina University logo is at the top left. A language selector shows "English". The main content area is titled "Enroll" and contains the instruction: "Please enter your Account Name and the current password:". Below this are three input fields: "Account Name:" (text), "Domain:" (dropdown menu with "WCU" selected), and "Password:" (text). There are "Next >" and "Cancel" buttons at the bottom of the form. A footer contains copyright information: "Copyright 2006-2009 by NetWrix Corporation. All rights reserved." and IT Help Desk contact info: "IT Help Desk Phone:Local: 227-7487 Toll Free: (866)928-7487".

4. Choose your 4 security questions and type in answers then click next.



The screenshot shows a web browser window with the URL <https://letmein.wcu.edu/pm/enroll2.asp>. The page title is "Western Carolina University: Enrollment - Step 2 of 2". The Western Carolina University logo is at the top left. A language selector shows "English". The main content area is titled "Enroll" and contains the instruction: "Identity verification questions are used when you want to reset your password or unlock your account. Please follow these guidelines on picking reliable, guess-proof answers. A good answer: - Must not be obvious - Should be preferably not known by any other parties - Should be at least 3 characters long - NOTE: the answers are NOT case-sensitive". Below this are four question sets, each with a "Select question" dropdown and an "Answer" text field. A "Mask input" checkbox is present for the first question. There are "Next >" and "Cancel" buttons at the bottom of the form. A footer contains copyright information: "Copyright 2006-2009 by NetWrix Corporation. All rights reserved." and IT Help Desk contact info: "IT Help Desk Phone:Local: 227-7487 Toll Free: (866)928-7487".

5. You should get an enrollment successful page like this one.



6. You can go back to <https://letmein.wcu.edu> anytime you have an internet connection and reset, unlock, or change your password.