



**Articulation Agreement between Gaston College  
Associate of Applied Science degree in Emergency Medical Science and Western Carolina  
University BS in Emergency Medical Care.**

- A. Students who complete the General Education Core, the Associate of Arts degree, or the Associate of Science degree will have their Liberal Studies requirements at Western Carolina University waived.
- B. If the above statement does not apply and 15.1 or more semester hours are transferred into WCU the first semester, the First Year Seminar is not required at WCU.
- C. If Liberal Studies requirements are not waived at WCU then students must take a course that has been approved as an Upper Level Perspectives course (300-400) in one of the Perspectives categories.
- D. Total hours required for a BS in Emergency Medical Care at WCU is 128 hours.
- E. This agreement will run continually without need for renewal. Updates to the agreement will be initiated and processed every two years. The update process will be completed as follows: copies of this agreement will be distributed to deans and department heads by February 1 of each update year. Updates or “no change” approvals to this agreement should be returned by March 15. If curriculum changes are identified by either institution during the review process, parties from both institutions will review and approve the proposed changes and make necessary updates to the course equivalency outline.
- F. Either party upon written notice can terminate this agreement. If the agreement is terminated, Gaston College students who have matriculated at WCU can continue until completion of the baccalaureate degree if they are continuously enrolled at Western. Also, students who are enrolled at Gaston College at the time may continue under the terms of the agreement as long as they are continuously enrolled. If the student ceases enrollment for two regular academic semesters, he/she must re-enroll under the most recently adopted agreement.

Western Carolina University


 27 April 16  
Date

David Belcher  
Chancellor


 4/27/16  
Date

Alison Morrison-Shetlar  
Provost

Gaston College

 5-31-16  
Date

Patricia Skinner  
President

 5-17-16  
Date

Don Ammons  
Vice President for Academic Affairs

## Appendix B: Articulation Agreement for Undergraduate Degree-Effective Fall 2016

Degree Programs (CC & University): AAS-Emergency Medical Science Gaston College  
BS-Emergency Medical Care Western Carolina University

This articulation agreement between Gaston College (GC) and Western Carolina University (WCU) allows graduates of the Associate of Applied Science degree in Emergency Medical Science at GC to transfer credit towards a BS in Emergency Medical Care at WCU. Upon transfer to WCU, students from GC must comply with all applicable Academic Regulations as listed in *The Record*, The WCU Undergraduate Catalog.

### Partner Institutions and Contact Information

Institution	Contact Person	Email or phone
Western Carolina University	Melisa McNeil	mdmneil@wcu.edu 828-227-2661
Gaston College	Kent Spittler	spittler.kent@gaston.edu 704-922-6249
Western Carolina University	Alicia Cameron	ajcameron@wcu.edu 828-227-3883

#### Notes:

1. Students who complete the General Education Core, the Associate of Arts degree, or the Associate of Science degree will have their Liberal Studies requirements at Western Carolina University waived.
2. If the above statement does not apply and 15.1 or more semester hours are transferred into WCU the first semester, the First Year Seminar is not required at WCU.
3. If Liberal Studies requirements are not waived at WCU then students must take a course that has been approved as an Upper Level Perspectives course (300-400) in one of the Perspectives categories.
4. Total hours required for a BS in Emergency Medical Care at WCU is 128 hours.

### Liberal Studies/General Education Requirements:

WCU Requirement	Partner Institution Equivalent
First Year Seminar (see note #2 above)	Waived
C1 ENGL 101 (3 hrs.)	ENG 111
C1 ENGL 202 (3 hrs.)	ENG 112
C2 Mathematics (3 hrs.)	
C3 Oral Communication (3 hrs.)	
C4 Wellness (3 hrs.)	
C5 Physical & Biological Sciences (3 hrs.)*	BIOL 168
C5 Physical & Biological Sciences (3 hrs.)*	
P1 Social Sciences (3 hrs.)**	PSY 150
P1 Social Sciences (3 hrs.)**	
P3 History (3 hrs.)	
P4 Humanities (3 hrs.)	PHI 240
P5 Fine and Performing Arts (3 hrs.)	
P6 World Cultures (3 hrs.)	
C=Core category of Liberal Studies Program      P= Perspectives category of Liberal Studies Program *sciences must be from two different disciplines ** social sciences must be from two different disciplines	

## Major Requirements (courses)

WCU Requirement	Partner Institution Equivalent
EMC 320	
EMC 321 and 3 elective hours	EMS 130
EMC 340	
EMC 341	
EMC 350/351/352 and 2 elective credits	EMS 160/EMS 220
EMC 360	
EMC 361 and 1 elective hour	EMS 131
EMC 370	
EMC 381/382	
EMC 410	
EMC 411	
EMC 420	
EMC 421	
EMC 430 and 1 elective hour	EMS 240
EMC 451	
EMC 452	
EMC 461	
EMC 483/484	
EMC 485 & Waive EMC 381, 382, 483, 484 & 1 elective hour	EMS 241
EMC 496	
HSCC 330	
HSCC 470	

## Other requirements needed to complete the degree program.

WCU Requirement	Partner Institution Equivalent
BIOL 291	BIO 168
BIOL 292	BIO 169
CHEM 132 (Health Management Concentration)	
CHEM 133 (Health Management Concentration)	
CHEM 140 (Science Concentration)	
CHEM 241 (Science Concentration)	
CHEM 242 (Science Concentration)	
CHEM/BIO Elective (Science Concentration)	
Electives (1 hour)	EMS 122
Electives (2 hours)	EMS 140
Electives (2 hours)	EMS 221
Electives (3 hours)	EMS 231
Electives (2 hours)	EMS 260
Electives (2 hours)	EMS 285
EMC 240/241 and 2 elective hours	EMS 110
EMC 445 (Health Management Concentration)	
HSCC 311 (Health Management Concentration)	

HSCC 318 (Health Management Concentration)	
HSCC 440 (Health Management Concentration)	
HSCC 450 (Health Management Concentration)	
PHYS 130 (Science Concentration)	
PHYS 131 (Science Concentration)	

### Semester Plan for Degree Program (Health Management Concentration)

Please indicate which courses are to be taken at the relative institutions.

<p>1<sup>st</sup> Semester (GC)</p> <p>EMS 110 (8)            BIO 168 (4)            MED 120 (2)            ENG 111 (3)</p>	<p>2<sup>nd</sup> Semester (GC)</p> <p>BIO 169 (4)            EMS 122 (1)            EMS 130 (4)            EMS 131 (2)            EMS 160 (2)            Summer (GC)            EMS 220 (3)            EMS 221 (2)            EMS 240 (2)</p>
<p>3<sup>rd</sup> Semester (GC)</p> <p>EMS 231 (3)            EMS 250 (4)            EMS 260 (2)            EMS 270 (3)            ENG 112 (3)</p>	<p>4<sup>th</sup> Semester (GC)</p> <p>EMS 235 (2)            EMS 241 (4)            EMS 285 (2)            PHI 240 (3)            PSY 150 (3)</p>
<p>5<sup>th</sup> Semester (WCU)</p> <p>EMC 340 (3)            EMC 341 (1)            EMC 452 (1)            HSCC 311 (3)            HSCC 318 (3)            C2/MATH 101 or Higher (3)            CHEM 132 (4)</p>	<p>6<sup>th</sup> Semester (WCU)</p> <p>EMC 360 (3)            EMC 370 (3)            HSCC 440 (3)            CHEM 133 (4)            EMC 445 (3)            C3 (3)</p>
<p>7<sup>th</sup> Semester (WCU)</p> <p>EMC 320 (3)            EMC 410 (2)            EMC 411 (1)            EMC 420 (2)            EMC 421 (1)            EMC 451 (1)            HSCC 470 (3)            C4 (3)            P1-P6 (3)</p>	<p>8<sup>th</sup> Semester (WCU)</p> <p>EMC 461 (1)            EMC 496 (1)            HSCC 330 (3)            HSCC 450 (3)            P1-P6 (3)            P1-P6 (3)            P1-P6/ULP (3)</p>

### Semester Plan for Degree Program (Science Concentration)

Please indicate which courses are to be taken at the relative institutions.

<p>1<sup>st</sup> Semester (GC)</p> <p>EMS 110 (8)            BIO 168 (4)            MED 120 (2)            ENG 111 (3)</p>	<p>2<sup>nd</sup> Semester (GC)</p> <p>BIO 169 (4)            EMS 122 (1)            EMS 130 (4)            EMS 131 (2)            EMS 160 (2)            Summer (GC)            EMS 220 (3)            EMS 221 (2)            EMS 240 (2)</p>
<p>3<sup>rd</sup> Semester (GC)</p> <p>EMS 231 (3)            EMS 250 (4)            EMS 260 (2)            EMS 270 (3)            ENG 112 (3)</p>	<p>4<sup>th</sup> Semester (GC)</p> <p>EMS 235 (2)            EMS 241 (4)            EMS 285 (2)            PHI 240 (3)            PSY 150 (3)</p>
<p>5<sup>th</sup> Semester (WCU)</p> <p>EMC 320 (3)            EMC 340 (3)            EMC 341 (1)            EMC 452 (1)            PHYS 130 (4)            CHEM 139 (4)            C2/MATH 130 or Higher (3)</p>	<p>6<sup>th</sup> Semester (WCU)</p> <p>EMC 360 (3)            EMC 370 (3)            HSCC 330 (3)            PHYS 131 (4)            CHEM 140 (4)            C3 (3)</p>
<p>7<sup>th</sup> Semester (WCU)</p> <p>EMC 410 (2)            EMC 411 (1)            EMC 420 (2)            EMC 421 (1)            EMC 451 (1)            HSCC 470 (3)            CHEM 241 (4)            P1-P6 (3)</p>	<p>8<sup>th</sup> Semester (WCU)</p> <p>EMC 461 (1)            EMC 496 (1)            CHEM 242 (4)            P1-P6 (3)            P1-P6 (3)            P1-P6/ULP (3)            C4 (3)</p>