

Appendix B: Articulation Agreement for Undergraduate Degree

Degree Programs:

ISOTHERMAL COMMUNITY COLLEGE

AAS Degree in Entrepreneurship
(A25490)

WESTERN CAROLINA UNIVERSITY

BSBA in Entrepreneurship
Entrepreneurship Major

This articulation agreement between Isothermal Community College (Isothermal) and Western Carolina University (WCU) allows graduates of the Associates in Applied Science degree in Entrepreneurship program at Isothermal Community College to transfer credit towards a BSBA in Entrepreneurship degree program at WCU. Upon transfer to WCU, students from Isothermal must comply with all applicable Academic Regulations as listed in *The Record*, The WCU Undergraduate Catalog.

Partner Institutions and Contact Information

Institution	Contact Person	Email or phone
Isothermal Community College	Rick Childress	828-395-1641 rchildress@isothermal.edu
	Scott Hutchins	828-395-1986 shutchins@isothermal.edu
Western Carolina University	Bethany Davidson	828-227-3459 bdavidson@email.wcu.edu
	Dr. Frank Lockwood	828-508-1483 lockwood@wcu.edu

TO BE AWARDED A BACHELOR'S DEGREE, THE STUDENT MUST MEET THE FOLLOWING GENERAL REQUIREMENTS:

1. Completion of a minimum of 120 semester hours to a maximum of 128 semester hours under requirements outlined for the BSBA in Entrepreneurship degree program.
2. A minimum GPA of 2.0 on all work attempted at WCU and on all courses in the major.
3. A minimum of 25 percent (25%) of semester hours applied toward the BSBA in Entrepreneurship degree must be earned through regular enrollment in WCU junior-senior (300 or 400) level courses.
4. A minimum of 12 hours must be earned in junior-senior (300 or 400) level courses in the Entrepreneurship major.
5. Fifty percent (50%) or more of the credits in the Entrepreneurship major must be at the junior-senior (300 or 400) level.
6. Be enrolled at WCU in the semester in which the student will graduate.
7. If 15.1 or more hours are transferred to WCU in the first semester the student attends WCU, WCU's First Year Seminar is waived and the student must take a three (3) hour Elective course in its place.
8. Students who complete an Associate of Applied Science degree will typically have remaining Liberal Studies courses to take at Western Carolina University.

Liberal Studies/General Education Course Requirements:

WCU Requirement	Partner Institution Equivalent
First Year Seminar (see note #7 above)	Waived – Must take 3 hr. Elective to replace
C1 ENGL 101 (3 hrs.)	ENG 111
C1 ENGL 202 (3 hrs.)	
C2 Mathematics (3 hrs.)	MAT 151
C3 Oral Communication (3 hrs.)	COM 231
C4 Wellness (3 hrs.)	
C5 Physical & Biological Sciences (3 hrs.)*	
C5 Physical & Biological Sciences (3 hrs.)*	
P1 Social Sciences (3 hrs.)	BUS 110
P1 Social Sciences (3 hrs.)	ECO 251
P3 History (3 hrs.) **	
P4 Humanities (3 hrs.) **	Humanities Elective
P5 Fine and Performing Arts (3 hrs.) **	
P6 World Cultures (3 hrs.) **	
<p>NOTE 1: Please see attached listing of Liberal Studies Community College Equivalence Courses for courses which may be substituted for WCU required core and perspective courses.</p> <p>NOTE 2: Community College courses MAT 151, BUS 110, ECO 251 and ECO 252 will satisfy both community college degree requirements and WCU Liberal Studies and BSBA degree requirements.</p> <p>C=Core category of Liberal Studies Program P= Perspectives category of Liberal Studies Program *sciences must be from two different disciplines ** one perspective must be at the 300 or 400 level</p>	

BSBA Core Course Requirements (36 hours):

WCU Requirement	Partner Institution Equivalent
MATH 170	MAT 151
ACCT 251	ACC 120
ACCT 252	ACC 121
ECON 231	ECO 251
ECON 232	ECO 252
CIS 251	
LAW 230	BUS 115
MKT 201	MKT 120
FIN 305	
MGT 300	
QA 305	
MGT 404	

BSBA Entrepreneurship Major Course Requirements (24 hours):

WCU Requirement	Partner Institution Equivalent
ENT 201	BUS 139
ENT 250	ETR 220
ENT 301	
ENT 325	
ENT 350	
ENT 401	
ENT 450	
BUSINESS ELECTIVE – UPPER LEVEL	

Appendix C: Liberal Studies Community College Course Equivalences

C1 - WRITING

COMMUNITY COLLEGE COURSE	CREDIT	WCU EQUIVALENT	TRANSFER CREDIT
ENG 110	3	ENGL 101	3
ENG 111	3	ENGL 101	3
ENG 111A - LAB	1	ELECTIVE	1
ENG 112	3	ENGL 202	3
ENG 113	3	ENGL 202	3
ENG 114	3	ENGL 202	3

C2 - MATHEMATICS

COMMUNITY COLLEGE COURSE	CREDIT	WCU EQUIVALENT	TRANSFER CREDIT
MAT 151	3	MATH 170	3
MAT 151A - LAB or	1	ELECTIVE	1
MAT 155	3	MATH 179	3
MAT 155A - LAB	1	ELECTIVE	1

C3 - ORAL COMMUNICATIONS

COMMUNITY COLLEGE COURSE	CREDIT	WCU EQUIVALENT	TRANSFER CREDIT
COM 110	3	COMM 201	3
COM 120	3	COMM 201	3
COM 231	3	COMM 201	3

C4 - WELLNESS

COMMUNITY COLLEGE COURSE	CREDIT	WCU EQUIVALENT	TRANSFER CREDIT
HEA 110	3	HEAL 123	3

C5 – PHYSICAL & BIOLOGICAL SCIENCES

COMMUNITY COLLEGE COURSE	CREDIT	WCU EQUIVALENT	TRANSFER CREDIT
AST 151	3	AST 103	3
AST 152	3	AST 104	3
AST 111	3	AST 104	3
BIO 100	4	BIOL 105	4
BIO 110	4	BIOL 105	4
BIO 111	4	BIOL 140	4
BIO 112	4	BIOL 141	4
BIO 120	4	ELECTIVE – MEETS C5 RQM	4
BIO 130	4	ELECTIVE – MEETS C5 RQM	4
BIO 140	3	ELECTIVE – MEETS C5 RQM	3
BIO 150	3	BIOL 103	3
BIO 161	3	BIOL 104	3
BIO 166	4	BIOL 292	4
BIO 168	4	BIOL 291	4
BIO 169	4	BIOL 292	4
BTC 270	4	BIOL 105	4
CHM 115	3	CHEM 101	3
CHM 130	3	CHEM 132 or CHEM 139	3
CHM 130A - LAB	1	CHEM 132 or CHEM 139	1
CHM 131	3	CHEM 132 or CHEM 139	3
CHM 131A - LAB	1	CHEM 132 or CHEM 139	1
CHM 132	4	CHEM 133	4
CHM 135	4	CHEM 132 or CHEM 139	4
CHM 136	4	CHEM 140	4
CHM 151	4	CHEM 139	4
CHM 152	4	CHEM 140	4
CHM 251	4	CHEM 241	3
CHM 252	4	CHEM 242	3
CHM 261	4	CHEM 232	4
GEL 111	4	ELECTIVE – MEETS C5 RQM	3
GEL 113	4	GEOL 155	4
GEL 120	4	GEOL 150	4
GEL 220	4	ELECTIVE – MEETS C5 RQM	3
GEL 230	4	GEOL 140	3
GEO 130	4	ELECTIVE – MEETS C5 RQM	3
PHY 110	3	PHYS 105	3
PHY 151	4	PHYS 130	4
PHY 152	4	PHYS 131	4
PHY 251	4	PHYS 230	4
PHY 252	4	PHYS 231	4
PHY 253	4	PHYS 231	4

P1 SOCIAL SCIENCE PERSPECTIVE

COMMUNITY COLLEGE COURSE	CREDIT	WCU EQUIVALENT	TRANSFER CREDIT
ANT 240	3	ELECTIVE – MEETS P1 RQM	3
BUS 110	3	BA 133	3
ECO 151	3	ELECTIVE – MEETS P1 RQM	3
ECO 251	3	ECON 231	3
ECO 252	3	ELECTIVE – MEETS P1 RQM	3
GEO 113	3	GEOG 350	3
POL 110	3	PSC 150	3
POL 120	3	PSC 150	3
PSY 150	3	PSY 150	3
PSY 237	3	PSY 210	3
PSY 239	3	ELECTIVE – MEETS P1 RQM	3
PSY 241	3	ELECTIVE – MEETS P1 RQM	3
PSY 287	3	ELECTIVE – MEETS P1 RQM	3
SOC 210	3	SOC 103	3
SOC 220	3	SOC 235	3
SOC 225	3	SOC 245	3
SOC 230	3	ELECTIVE – MEETS P1 RQM	3
SOC 240	3	ELECTIVE – MEETS P1 RQM	3

P3 HISTORY PERSPECTIVE

COMMUNITY COLLEGE COURSE	CREDIT	WCU EQUIVALENT	TRANSFER CREDIT
HIS 111	3	HIST 221	3
HIS 222	3	HIST 221	3
HIS 112	3	HIST 222	3
HIS 114	3	HIST 222	3
HIS 115	3	HIST 222	3
HIS 122	3	HIST 222	3
HIS 131	3	HIST 231	3
HIS 132	3	HIST 232	3
HUM 121	3	ELECTIVE – MEETS P3 RQM	
HUM 122	3	ELECTIVE – MEETS P3 RQM	
REL 112	3	PAR 146	3
REL 211	3	PAR 146	3
REL 212	3	PAR 146	3
REL 221	3	PAR 146	3

P4 HUMANITIES PERSPECTIVE

COMMUNITY COLLEGE COURSE	CREDIT	WCU EQUIVALENT	TRANSFER CREDIT
ENG 131	3	ENGL 209	3
ENG 243	3	ENGL 209	3
ENG 251	3	ENGL 209	3
ENG 252	3	ENGL 209	3
ENG 265	3	ENGL 209	3
ENG 266	3	ENGL 209	3
ENG 231	3	ENGL 261	3
ENG 232	3	ENGL 262	3
ENG 241	3	ENGL 251	3
ENG 242	3	ENGL 252	3
HUM 110	3	ELECTIVE – MEETS P4 RQM	3
HUM 115	3	ELECTIVE – MEETS P4 RQM	3
HUM 120	3	ELECTIVE – MEETS P4 RQM	3
HUM 130	3	ELECTIVE – MEETS P4 RQM	3
HUM 150	3	ELECTIVE – MEETS P4 RQM	3
HUM 160	3	ENGL 278	3
HUM 161	3	ENGL 207	3
HUM 211	3	ELECTIVE – MEETS P4 RQM	3
HUM 212	3	ELECTIVE – MEETS P4 RQM	3
HUM 220	3	ELECTIVE – MEETS P4 RQM	3
LAT 141	3	ELECTIVE – MEETS P4 RQM	3
LAT 142	3	ELECTIVE – MEETS P4 RQM	3
PHI 210	3	PAR 110	3
PHI 215	3	PAR 110	3
PHI 220	3	PAR 110	3
PHI 221	3	PAR 110	3
PHI 230	3	PAR 110	3
PHI 240	3	PAR 102	3

P5 FINE & PERFORMING ARTS PERSPECTIVE

COMMUNITY COLLEGE COURSE	CREDIT	WCU EQUIVALENT	TRANSFER CREDIT
ART 111	3	ART 104	3
ART 114	3	ELECTIVE – MEETS P5 RQM	3
ART 115	3	ELECTIVE – MEETS P5 RQM	3
ART 116	3	ELECTIVE – MEETS P5 RQM	3
DAN 110	3	DA 259	3
DAN 211	3	ELECTIVE – MEETS P5 RQM	3
DAN 212	3	ELECTIVE – MEETS P5 RQM	3
DRA 111	3	THEA 104	3
DRA 112	3	ELECTIVE – MEETS P5 RQM	3
DRA 115	3	ELECTIVE – MEETS P5 RQM	3
DRA 120	3	THEA 240	3
DRA 122	3	ELECTIVE – MEETS P5 RQM	3
DRA 126	3	ELECTIVE – MEETS P5 RQM	3
DRA 211	3	ELECTIVE – MEETS P5 RQM	3
DRA 212	3	ELECTIVE – MEETS P5 RQM	3
MUS 110	3	MUS 101	3
MUS 113	3	MUS 102	3
MUS 115	3	ELECTIVE – MEETS P5 RQM	3
MUS 210	3	ELECTIVE – MEETS P5 RQM	3
MUS 211	3	ELECTIVE – MEETS P5 RQM	3
MUS 212	3	ELECTIVE – MEETS P5 RQM	3
MUS 213	3	ELECTIVE – MEETS P5 RQM	3

P6 WORLD CULTURES PERSPECTIVE

COMMUNITY COLLEGE COURSE	CREDIT	WCU EQUIVALENT	TRANSFER CREDIT
ANT 210	3	ANTH 120	3
ENG 261	3	ENGL 242	3
ENG 262	3	ENGL 242	3
FRE 111	3	FREN 101	3
FRE 112	3	FREN 102	3
GEO 112	3	GEOG 103	3
GER 111	3	GER 101	3
GER 112	3	GER 102	3
GER 222	3	GER 231	3
GER 212	3	GER 232	3
JPN 111	3	ELECTIVE – MEETS P6 RQM	3
JPN 112	3	ELECTIVE – MEETS P6 RQM	3
JPN 211	3	ELECTIVE – MEETS P6 RQM	3
JPN 212	3	ELECTIVE – MEETS P6 RQM	3
LAT 111	3	ELECTIVE – MEETS P6 RQM	3
LAT 112	3	ELECTIVE – MEETS P6 RQM	3
LAT 211	3	ELECTIVE – MEETS P6 RQM	3
LAT 212	3	ELECTIVE – MEETS P6 RQM	3
LAT 231	3	ELECTIVE – MEETS P6 RQM	3
MUS 114	3	ELECTIVE – MEETS P6 RQM	3
POL 220	3	PSC 110	3
POR 211	3	ELECTIVE – MEETS P6 RQM	3
POR 212	3	ELECTIVE – MEETS P6 RQM	3
REL 110	3	PAR 145	3
REL 111	3	PAR 145	3
SPA 111	3	SPAN 101	3
SPA 112	3	SPAN 102	3
RUS 111	3	ELECTIVE – MEETS P6 RQM	3
RUS 112	3	ELECTIVE – MEETS P6 RQM	3
RUS 211	3	ELECTIVE – MEETS P6 RQM	3
RUS 212	3	ELECTIVE – MEETS P6 RQM	3

BUSINESS CLASSES

COMMUNITY COLLEGE COURSE	CREDIT	WCU EQUIVALENT	TRANSFER CREDIT
ACC 119	4	ACCT 161 & Elec.	4
ACC 132	2	ELECTIVE	2
ACC 151	2	ELECTIVE	2
ACC 170	3	ELECTIVE	3
ACC 250	3	ELECTIVE	3
ACC 110	1	ELECTIVE	1
ACC 115	4	ACCT 161 & Elec.	4
ACC 118	4	ACCT 161 & Elec.	4
ACC 122	3	ACCT 251	3
ACC 125	3	ELECTIVE	3
ACC 129	3	ELECTIVE	3
ACC 130	3	ELECTIVE	3
ACC 131	3	ELECTIVE	3
ACC 149	2	ELECTIVE	2
ACC 150	3	ELECTIVE	2
ACC 152	2	ELECTIVE	2
ACC 175	4	ELECTIVE	4
ACC 180	3	ELECTIVE	3
ACC 215	3	ACCT 293	3
ACC 220	4	ACCT 275 & Elec.	4
ACC 226	3	ACCT 252	3
ACC 227	3	ELECTIVE	3
ACC 240	3	ELECTIVE	3
ACC 270	3	ACCT 293	3
ACC 279	3	ELECTIVE	3
ACC 221	4	ELECTIVE	4
ACC 269	3	ELECTIVE	3
ACC 140	2	ELECTIVE	2
ACC 225	3	ELECTIVE	3
ACC 120	4	ACCT 251	3
ACC 121	4	ACCT 252	3

COMMUNITY COLLEGE COURSE	CREDIT	WCU EQUIVALENT	TRANSFER CREDIT
BUS 116	3	LAW 230	3
BUS 139	3	ENT 201	3
BUS 147	3	ELECTIVE	3
BUS 148	3	ELECTIVE	3
BUS 210	3	ELECTIVE	3
BUS 225	3	ELECTIVE	3
BUS 237	2	ELECTIVE	2
BUS 245	3	ELECTIVE	3
BUS 252	3	ELECTIVE	3
BUS 255	3	ELECTIVE	3
BUS 258	3	ELECTIVE	3
BUS 259	3	ELECTIVE	3
BUS 285	3	ELECTIVE	3
BUS 125	3	FIN ELEC.	3
BUS 153	3	ELECTIVE	3
BUS 230	3	ELECTIVE	3
BUS 280	4	ELECTIVE	4
BUS 137	3	ELECTIVE	3
BUS 228	3	QA 235	3
BUS 110	3	BA 133	3
BUS 115	3	LAW 230	3
ECO 101	3	ECON 130	3
ECO 251	3	ECON 231	3
ECO 252	3	ECON 232	3
ETR 210	3	ENT 201	3
ETR 220	3	ENT 250	3
ETR 230	3	ELECTIVE	3
ETR 240	3	ELECTIVE	3
ETR 270	3	ELECTIVE	3

<i>COMMUNITY COLLEGE COURSE</i>	<i>CREDIT</i>	<i>WCU EQUIVALENT</i>	<i>TRANSFER CREDIT</i>
HRM 110	2	HT 130	2
HRM 115	3	ELECTIVE	3
HRM 120	3	ELECTIVE	3
HRM 122	2	ELECTIVE	2
HRM 125	1	ELECTIVE	1
HRM 130	2	ELECTIVE	3
HRM 135	2	ELECTIVE	3
HRM 140	3	ELECTIVE	3
HRM 145	3	ELECTIVE	3
HRM 150	3	ELECTIVE	3
HRM 210	3	ELECTIVE	3
HRM 215	3	ELECTIVE	3
HRM 220	3	ELECTIVE	3
HRM 225	2	ELECTIVE	2
HRM 230	2	ELECTIVE	2
HRM 235	3	ELECTIVE	3
HRM 240	3	ELECTIVE	3
HRM 115A	1	ELECTIVE	1
HRM 120A	1	ELECTIVE	1
HRM 215A	1	ELECTIVE	1
HRM 220A	1	ELECTIVE	1
MKT 120	3	MKT 201	3
MKT 230	3	ELECTIVE	3
MKT 123	3	MKT 134	3

Appendix D: Eight Semester Plan for Combined Degree Program – Residential (A25490)

1ST FALL SEMESTER AT ISOTHERMAL CC [WCU COURSE EQUIV]	CREDIT	1ST SPRING SEMESTER AT ISOTHERMAL CC [WCU COURSE EQUIV]	CREDIT
ACA 115 - COUN 140 ^b	1	BUS 137 – ELECTIVE ^b	3
BUS 110 – BA 133 (P1) ^a	3	CTS 130 – ELECTIVE ^b	3
BUS 115 – LAW 230	3	ENG 111 – ENGL 101 (C1) ^a	3
BUS 139 – ENT 201	3	HUM – LIBERAL STUDIES (P4) ^a	3
CIS 110 – ELECTIVE ^b	3	WEB 140 – ELECTIVE ^b	3
ETR 220 – ENT 250	3	MAT 151 – MATH 170 (C2) ^a	3
2ND FALL SEMESTER AT ISOTHERMAL CC [WCU COURSE EQUIV]	CREDIT	2ND SPRING SEMESTER AT ISOTHERMAL CC [WCU COURSE EQUIV]	CREDIT
ACC 120 – ACCT 251	4	ACC 121 – ACCT 252	4
BUS 280 – ELECTIVE ^b	4	BUS 260 – ELECTIVE ^b	3
COM 231 – COMM 201 (C3) ^a	3	COE 110 – ELECTIVE ^b	1
ECO 252 – ECON 232 ^e	3	ECO 251 – ECON 231 (P1) ^a	3
MKT 120 – MKT 201	3	ETR 240 – ELECTIVE ^b	3
ETR 230 – ELECTIVE ^b	3	ETR 270 – ELECTIVE ^b	3
1ST FALL SEMESTER AT WCU	CREDIT	1ST SPRING SEMESTER AT WCU	CREDIT
CIS 251	3	ENT 301	3
ECON 232	3	ENT 325	3
ENG 202	3	FIN 305	3
ENT 350	3	MGT 300	3
WELLNESS (C4)	3	PERSPECTIVE (P5) ^c	3
2ND FALL SEMESTER AT WCU	CREDIT	2ND SPRING SEMESTER AT WCU	CREDIT
ENT 401	3	MGT 404	3
ENT 450	3	SCIENCE (C5)	3
QA 305	3	PERSPECTIVE (P6) ^c	3
SCIENCE (C5)	3	BUSINESS ELECTIVE	3
PERSPECTIVE (P3) ^c	3		

a Courses meet WCU Liberal Studies requirement

b Courses count as general electives for the WCU BSBA degree

c Must take one P3, P5, and P6 Perspective course. One Perspective course must be an upper level Perspective course taken at WCU.

d Replaces First-year Seminar that was waived with transfer of more than 30 hours.

e ECO 252 should be taken as the Social/Behavioral elective in the Isothermal degree.

Appendix D: Eight Semester Plan for Combined Degree Program – Distance (A25490)


1ST FALL SEMESTER AT ISOTHERMAL CC [WCU COURSE EQUIV]	CREDIT	1ST SPRING SEMESTER AT ISOTHERMAL CC [WCU COURSE EQUIV]	CREDIT
ACA 115 - COUN 140 ^b	1	BUS 137 – ELECTIVE ^b	3
BUS 110 – BA 133 (P1) ^a	3	CTS 130 – ELECTIVE ^b	3
BUS 115 – LAW 230	3	ENG 111 – ENGL 101 (C1) ^a	3
BUS 139 – ENT 201	3	HUM – LIBERAL STUDIES (P4) ^a	3
CIS 110 – ELECTIVE ^b	3	WEB 140 – NO WCU CREDIT	0
ETR 220 – ENT 250	3	MAT 151 – MATH 170 (C2) ^a	3
2ND FALL SEMESTER AT ISOTHERMAL CC [WCU COURSE EQUIV]	CREDIT	2ND SPRING SEMESTER AT ISOTHERMAL CC [WCU COURSE EQUIV]	CREDIT
ACC 120 – ACCT 251	4	ACC 121 – ACCT 252	4
BUS 280 – ELECTIVE ^b	4	BUS 260 – ELECTIVE ^b	3
COM 231 – COMM 201 (C3) ^a	3	COE 110 – ELECTIVE ^b	1
ECO 252 – ECON 232 ^c	3	ECO 251 – ECON 231 (P1) ^a	3
MKT 120 – MKT 201	3	ETR 240 – ELECTIVE ^b	3
ETR 230 – ELECTIVE ^b	3	ETR 270 – ELECTIVE ^b	3
1ST FALL SEMESTER AT WCU	CREDIT	1ST SPRING SEMESTER AT WCU	CREDIT
CIS 251	3	ENT 350	3
ENG 202	3	ECON 232	3
WELLNESS (C4)	3	FIN 305	3
ENT 301	3	MGT 300	3
ENT 325	3	ELECTIVE ^d	3
2ND FALL SEMESTER AT WCU	CREDIT	2ND SPRING SEMESTER AT WCU	CREDIT
QA 305	3	ENT 401	3
SCIENCE (C5)	3	ENT 450	3
BUSINESS ELECTIVE	3	MGT 404	3
PERSPECTIVE	3	SCIENCE (C5)	3
UPPER LEVEL PERSPECTIVE ^e	3		

- a Courses meet WCU Liberal Studies requirement
- b Courses count as general electives for the WCU BSBA degree
- c Must take one P3, P4, P5, and P6 Perspective course. One Perspective course must be an upper level Perspective course taken at WCU.
- d Replaces First-year Seminar that was waived with transfer of more than 30 hours.
- e ECO 252 should be taken as the Social/Behavioral elective in the Isothermal degree.

Articulation Agreement between Isothermal Community College (Isothermal) and Western Carolina University for transfer of credit from the A.A.S. in Entrepreneurship degree at Isothermal into the Bachelors of Science Business Administration in Entrepreneurship degree at WCU.

- A. Isothermal students will be admitted as candidates for the articulation program in Entrepreneurship at WCU upon the completion of the A.A.S. in Entrepreneurship at Isothermal.
- B. To graduate from WCU with The Bachelor of Science Business Administration degree in Entrepreneurship all students must complete the degree requirements per academic regulations listed in *The Record*, the WCU Undergraduate Catalog.
- C. Students wishing to graduate with a Bachelor of Science Business Administration degree in Entrepreneurship must meet all residency requirements for graduation from WCU, which includes completion of the last 25% of course work to be taken at WCU.
- D. This agreement will run continually without need for renewal. Updates to the agreement will be initiated and processed every two years. The update process will be completed as follows: copies of this agreement will be distributed to deans and department heads by February 1 of each update year. Updates or "no change" approvals to this agreement should be returned by March 15. If curriculum changes are identified by either institution during the review process, parties from both institutions will review and approve the proposed changes and make necessary updates to the course equivalency outline.
- E. Either party upon written notice can terminate this agreement. If the agreement is terminated, Isothermal students who have matriculated at WCU can continue until completion of the baccalaureate degree if they are continuously enrolled at WCU. Also, students who are enrolled at Isothermal at the time may continue under the terms of the agreement as long as they are continuously enrolled. If the student ceases enrollment for two regular academic semesters, he/she must re-enroll under the most recently adopted agreement.

Western Carolina University



Dr. David Belcher
Chancellor

Date


Dr. Beth Lofquist
Interim Provost

Date

Isothermal Community College


Mr. Walter Dalton, JD
President

Date


Dr. Kimberly Gold
Vice President of Academic and Student Services and
Institutional Assessment

Date

Handwritten text, possibly a signature or name, located in the lower-left quadrant of the page.