

Undergraduate Students

Race, Load, and Gender of All Undergraduates	20
Undergraduate Headcount Enrollment (graph)	21
Full- and Part-Time Undergraduate Headcount Enrollment (graph).....	21
Undergraduate Student Credit Hours	22
Junior-Senior Enrollment by Major	23

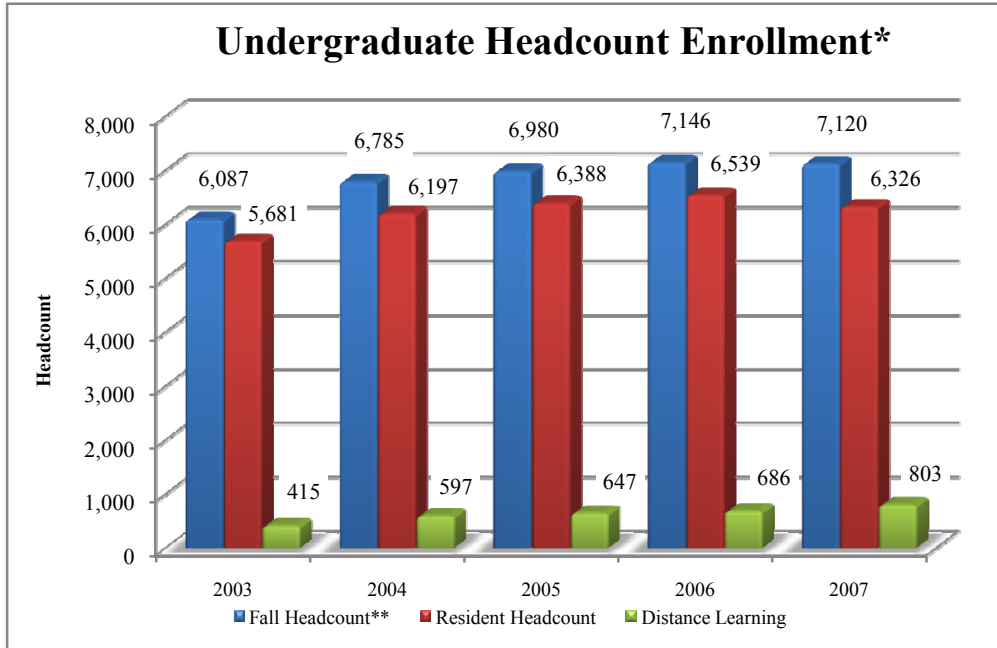
**RACE, LOAD, AND GENDER OF ALL UNDERGRADUATES
FALL 2007**

LOAD AND CLASS	NON- RESIDENT ALIEN		AFRICAN- AMERICAN		NATIVE AMERICAN		ASIAN		HISPANIC		WHITE		TOTAL	
	Male	Female	Male	Female	Male	Female	Male	Female	Male	Female	Male	Female	Male	Female
Full-Time	26	31	208	134	32	34	25	26	43	45	2,487	2,724	2,912	3,093
Part-Time	2	30	8	25	5	12	4	4	4	9	335	425	379	622
Unclassified*	<u>7</u>	<u>2</u>	<u>3</u>	<u>2</u>	<u>1</u>	<u>0</u>	<u>0</u>	<u>0</u>	<u>0</u>	<u>2</u>	<u>26</u>	<u>65</u>	<u>37</u>	<u>77</u>
TOTALS	35	63	219	161	38	46	29	30	47	56	2,848	3,214	3,328	3,792
GRAND TOTAL	98		380		84		59		103		6,062		7,120	

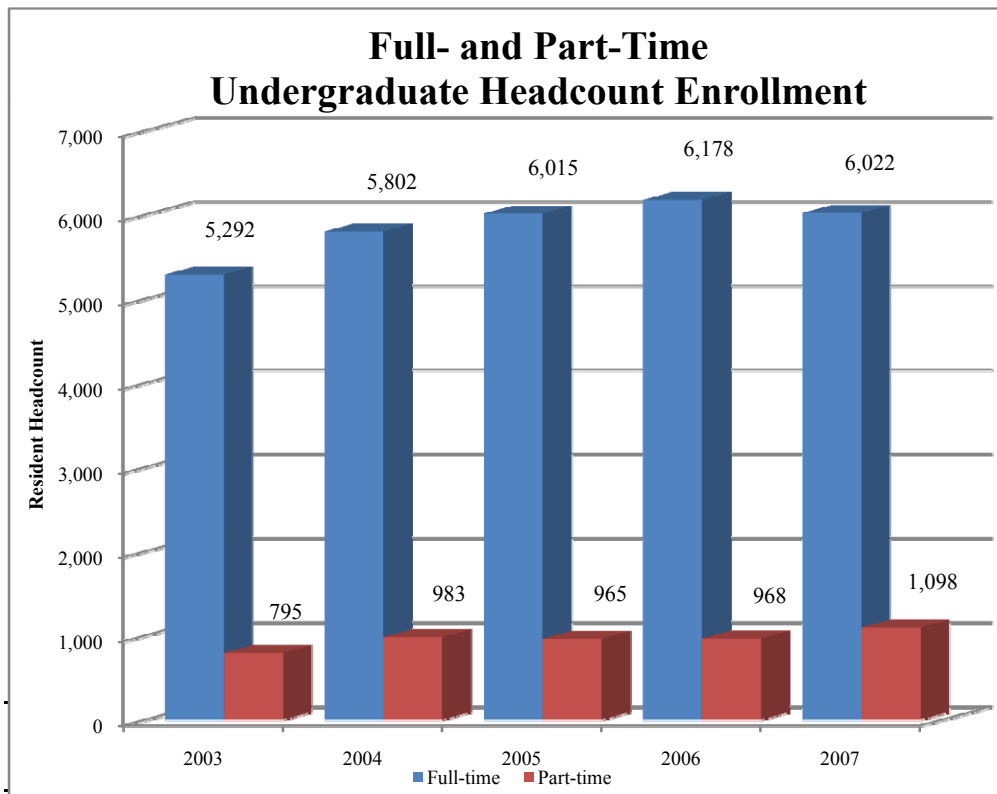
*Includes Full- and Part-Time Unclassified and Non-Degree Seeking Undergraduate Students

Source: IPEDS EF-1, IPEDS Fall Enrollment 2007

Ref: Race Load Gender UG



Reference: Undergraduate Headcount Enrollment



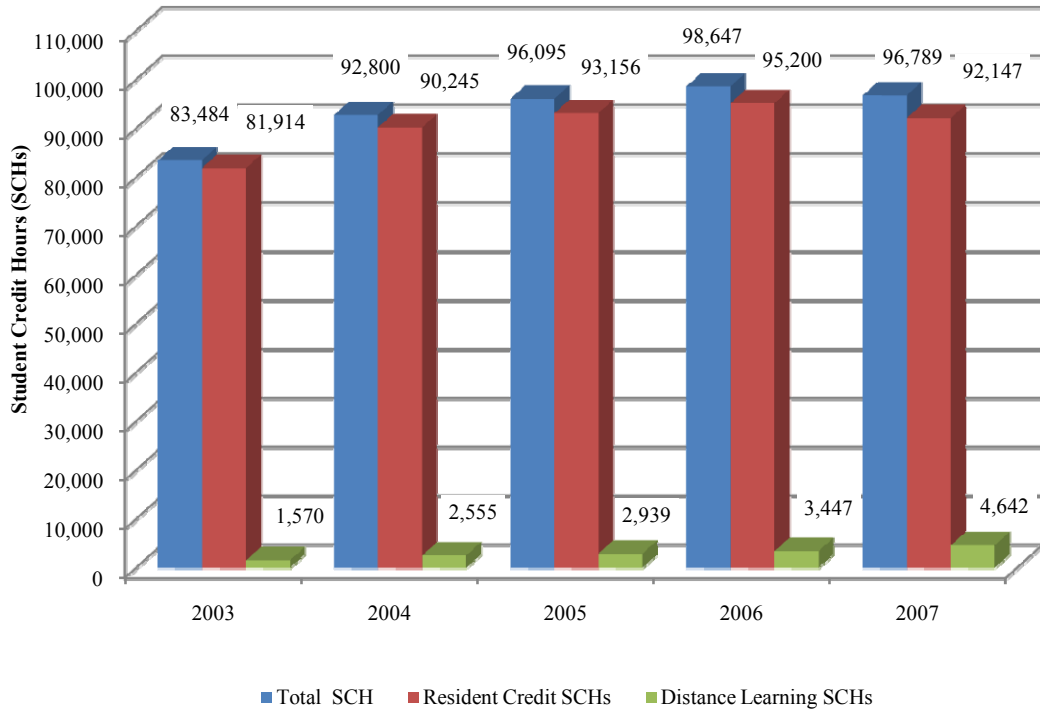
*Total Headcount does not equal the sum of Distance Learning and Resident Credit Headcount because some students are enrolled in both resident credit and distance learning credit courses.

**Includes Distance Learning

Source: NCHED A-1.1: Resident and Extension Credit Enrollment

Factbook Table Reference: Fall Enrollment by Load, Legal Residence and Level (16)

Undergraduate Student Credit Hours Fall Term



Reference: Undergraduate Student Credit Hours

JUNIOR-SENIOR ENROLLMENT BY UNDERGRADUATE MAJOR INCLUDING SECOND MAJORS

	Fall Term Resident Credit Enrollment				
	<u>2003</u>	<u>2004</u>	<u>2005</u>	<u>2006</u>	<u>2007</u>
ARTS & SCIENCES	622	665	716	756	822
BUSINESS	648	666	614	572	477
EDUCATION & ALLIED PROFESSIONS	441	482	519	518	591
FINE & PERFORMING ARTS	218	242	239	243	278
HEALTH & HUMAN SCIENCES	434	518	545	573	620
KIMMEL SCHOOL OF CONSTRUCTION MANAGEMENT & TECHNOLOGY	<u>53</u>	<u>178</u>	<u>222</u>	<u>252</u>	<u>321</u>
UNDERGRADUATE UPPER LEVEL TOTAL	2,532	2,789	2,892	2,914	3,109
ARTS & SCIENCES (CIP)					
Anthropology & Sociology					
Anthropology (45.0201)	17	21	33	36	37
Sociology (45.1101)	<u>42</u>	<u>47</u>	<u>29</u>	<u>47</u>	<u>38</u>
Total	59	68	62	83	75
Biology					
Biology (26.0101)	70	69	73	78	97
Science Education (13.1316)	<u>10</u>	<u>14</u>	<u>15</u>	<u>13</u>	<u>19</u>
Total	80	83	88	91	116
Chemistry & Physics					
Chemistry (40.0501)	32	39	44	47	55
Environmental Science (03.0104)	0	0	2	6	10
Forensic Science (43.0106)	0	0	0	0	1
Physics (40.0801)*	<u>1</u>	<u>0</u>	<u>0</u>	<u>0</u>	<u>0</u>
Total	33	39	46	53	66
Communication					
Communication (09.0101)	136	124	140	140	132
English					
English (23.0101)	66	59	74	74	84
English/Secondary Education (13.1305)	<u>16</u>	<u>21</u>	<u>20</u>	<u>27</u>	<u>31</u>
Total	82	80	94	101	115
Geosciences & Natural Resources					
Geography (45.0701)	2	0	0	0	0
Geology (40.0601)	16	13	13	14	16
Natural Resources Management (03.0201)	<u>34</u>	<u>33</u>	<u>32</u>	<u>23</u>	<u>29</u>
Total	52	46	45	37	45
History					
History (54.0101)	<u>30</u>	<u>56</u>	<u>80</u>	<u>96</u>	<u>96</u>
Total	30	56	80	96	96
Mathematics & Computer Science					
Computer Science (11.0701)	40	47	30	23	27
Mathematics (27.0101)	23	23	22	17	27
Mathematics/Secondary Education (13.1311)	<u>10</u>	<u>11</u>	<u>9</u>	<u>9</u>	<u>12</u>
Total	73	81	61	49	66
Modern Foreign Languages					
French/Secondary Education (13.1325)	0	0	1	0	0
French (16.0901)	3	0	0	0	0
German/Secondary Education (13.1326)	2	1	0	0	0
German (16.0501)	3	3	3	5	5
Spanish/Secondary Education (13.1330)	10	9	11	7	7
Spanish (16.0905)	<u>7</u>	<u>8</u>	<u>18</u>	<u>22</u>	<u>18</u>
Total	25	21	33	34	30
Philosophy (38.0101)					
Philosophy (38.0101)	11	19	22	31	34
Political Science (45.1001)					
Political Science (45.1001)	35	42	40	36	43
Social Sciences (45.0101)					
Social Sciences (45.0101)	<u>6</u>	<u>6</u>	<u>5</u>	<u>5</u>	<u>4</u>
Total	622	665	716	756	822

JUNIOR-SENIOR ENROLLMENT BY UNDERGRADUATE MAJOR INCLUDING SECOND MAJORS

	Fall Term Resident Credit Enrollment				
	<u>2003</u>	<u>2004</u>	<u>2005</u>	<u>2006</u>	<u>2007</u>
BUSINESS (CIP)					
Accounting, Finance & Economics					
Accounting (52.0301)	65	68	61	56	52
Finance (52.0801)	<u>49</u>	<u>45</u>	<u>45</u>	<u>38</u>	<u>43</u>
Total	114	113	106	94	95
Business Computer Information Systems & Quantitative Analyses					
Computer Information Systems (52.1201)	100	76	61	48	52
Business Law, Hospitality & Tourism, and Sport Management					
Business Administration & Law (52.0201)	92	102	76	55	57
Hospitality Tourism Management (52.0901)	41	60	76	86	6
Sport Management (31.0504)	<u>70</u>	<u>71</u>	<u>58</u>	<u>55</u>	<u>48</u>
Total	203	233	210	196	111
Center for Entrepreneurship & Innovation					
Entrepreneurship (52.1499)	32	51	47	52	70
Management & International Business					
Management (52.0201)	80	86	84	83	69
International Business (52.1101)	<u>15</u>	<u>16</u>	<u>15</u>	<u>18</u>	<u>22</u>
Total	95	102	99	101	91
Sales & Marketing					
Marketing (52.1401)	<u>104</u>	<u>91</u>	<u>91</u>	<u>81</u>	<u>58</u>
Total	648	666	614	572	477
EDUCATION & ALLIED PROFESSIONS (CIP)					
Elementary & Middle Grades Education					
Elementary Education (13.1202)	173	170	183	176	211
Middle Grades Education (13.1203)	22	19	25	28	24
Social Sciences/Secondary Education (13.1318)	<u>23</u>	<u>26</u>	<u>42</u>	<u>42</u>	<u>44</u>
Total	218	215	250	246	279
Health, Physical Education, & Recreation					
Parks & Recreation Management (31.0301)	38	46	42	41	41
Physical Education (13.1314)	<u>45</u>	<u>45</u>	<u>51</u>	<u>51</u>	<u>64</u>
Total	83	91	93	92	105
Human Services					
Birth-Kindergarten (13.1209)	33	59	59	64	62
Special Education, Learning Disabilities, & Mentally Retarded (13.1001)	<u>33</u>	<u>30</u>	<u>32</u>	<u>31</u>	<u>28</u>
Total	66	89	91	95	90
Psychology (42.0101)	<u>74</u>	<u>87</u>	<u>85</u>	<u>85</u>	<u>117</u>
Total	441	482	519	518	591
FINE & PERFORMING ARTS					
Art & Design					
Art (50.0701)	26	29	29	44	10
Art Education (13.1302)	16	15	13	6	15
Fine Art (50.0702)	51	45	40	36	71
Interior Design (50.0408)	<u>40</u>	<u>49</u>	<u>48</u>	<u>56</u>	<u>61</u>
Total	133	138	130	142	157
Music					
Music (50.0901)	21	21	22	16	15
Music Performance (50.0903)	4	7	18	24	24
Music Education (13.1312)	<u>44</u>	<u>55</u>	<u>48</u>	<u>43</u>	<u>45</u>
Total	69	83	88	83	84
Stage & Screen					
Speech & Theatre Arts (50.0501)	10	14	9	6	6
Motion Picture & Television Production (09.0799)	0	0	0	0	18
Theatre (50.0501)	<u>6</u>	<u>7</u>	<u>12</u>	<u>12</u>	<u>13</u>
Total	<u>16</u>	<u>21</u>	<u>21</u>	<u>18</u>	<u>37</u>
Total	218	242	239	243	278

JUNIOR-SENIOR ENROLLMENT BY UNDERGRADUATE MAJOR INCLUDING SECOND MAJORS

	Fall Term Resident Credit Enrollment				
	<u>2003</u>	<u>2004</u>	<u>2005</u>	<u>2006</u>	<u>2007</u>
HEALTH & HUMAN SCIENCES (CIP)					
Applied Criminology					
Criminal Justice (43.0104)	143	126	125	114	134
Public Safety & Security Management (44.0401)	2	7	14	13	7
Total	145	133	139	127	141
Child & Family Studies (19.0701)*	2	1	1	0	0
Communication Sciences & Disorders (51.0201)	27	22	18	24	33
Health Sciences					
Athletic Training Sports Medicine (51.0913)	0	6	14	25	24
Clinical Laboratory Sciences (51.1005)	24	20	23	27	31
Emergency Medical Care (51.0904)	34	35	31	27	31
Environmental Health (51.2202)	27	28	28	21	23
Health Information Administration (51.0706)	8	20	26	18	22
Nutrition & Dietetics (51.3101)	20	25	36	30	44
Recreational Therapy (51.2309)	<u>17</u>	<u>22</u>	<u>33</u>	<u>37</u>	<u>44</u>
Total	130	156	191	185	219
Nursing (51.1601)	67	133	125	161	145
Social Work (44.0701)	<u>63</u>	<u>73</u>	<u>71</u>	<u>76</u>	<u>82</u>
Total	434	518	545	573	620
KIMMEL SCHOOL OF CONSTRUCTION MANAGEMENT & TECHNOLOGY(CIP)					
Construction Management (15.1001)	21	51	79	119	192
Electrical & Computer Engineering Technology (15.0303)	5	30	37	23	26
Electrical Engineering (14.1001)	0	0	4	9	22
Engineering Technology (15.0000)	0	41	75	80	72
Industrial Distribution (15.0612)	0	13	2	3	0
Manufacturing Engineering Technologies (15.0613)	0	16	5	2	0
Telecommunications Engineering Technology (15.0303)	<u>27</u>	<u>27</u>	<u>20</u>	<u>16</u>	<u>9</u>
Total	53	178	222	252	321
UNDECLARED	116	38	37	0	0

*Discontinued Program

Ref: Junior Senior Enrollment by Major.xls