

Undergraduate Students

Race, Load, and Gender of All Undergraduates	20
Undergraduate Headcount Enrollment (graph)	21
Full- and Part-Time Undergraduate Headcount Enrollment (graph).....	21
Undergraduate Student Credit Hours	22
Junior-Senior Enrollment by Major	23

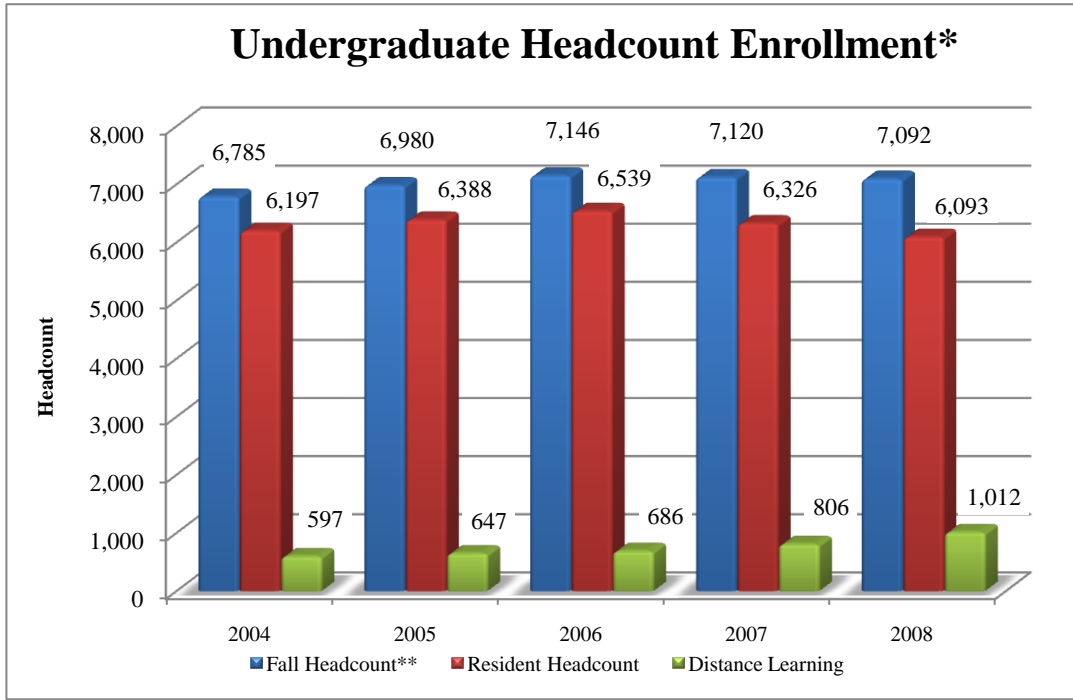
**RACE, LOAD, AND GENDER OF ALL UNDERGRADUATES
FALL 2008**

LOAD AND CLASS	NON- RESIDENT ALIEN		AFRICAN- AMERICAN		NATIVE AMERICAN		ASIAN		HISPANIC		WHITE		OTHER		TOTAL	
	Male	Female	Male	Female	Male	Female	Male	Female	Male	Female	Male	Female	Male	Female	Male	Female
Full-Time	8	14	217	139	21	43	26	21	48	44	2,415	2,558	122	123	2,857	2,942
Part-Time	2	30	20	19	4	11	2	4	4	10	388	446	21	136	441	656
Unclassified*	<u>0</u>	<u>0</u>	<u>2</u>	<u>4</u>	<u>3</u>	<u>6</u>	<u>3</u>	<u>0</u>	<u>0</u>	<u>1</u>	<u>76</u>	<u>118</u>	<u>9</u>	<u>12</u>	<u>93</u>	<u>141</u>
TOTALS	10	44	239	162	28	60	31	55	52	55	2,879	3,122	152	271	3,391	3,739
GRAND TOTAL	54		401		88		86		107		6,001		423		7,130	

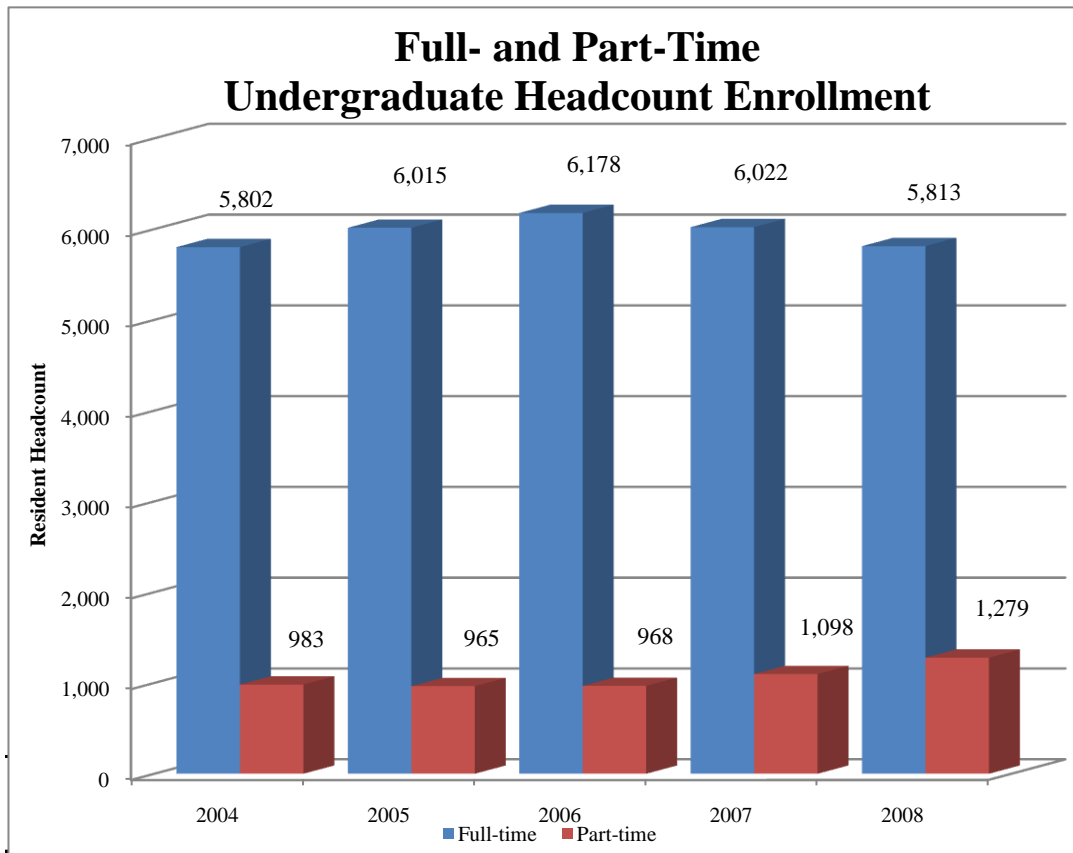
*Includes Full- and Part-Time Unclassified and Non-Degree Seeking Undergraduate Students

Source: IPEDS EF-1, IPEDS Fall Enrollment 2008

Ref: Race Load Gender UG



Reference: Undergraduate Headcount Enrollment



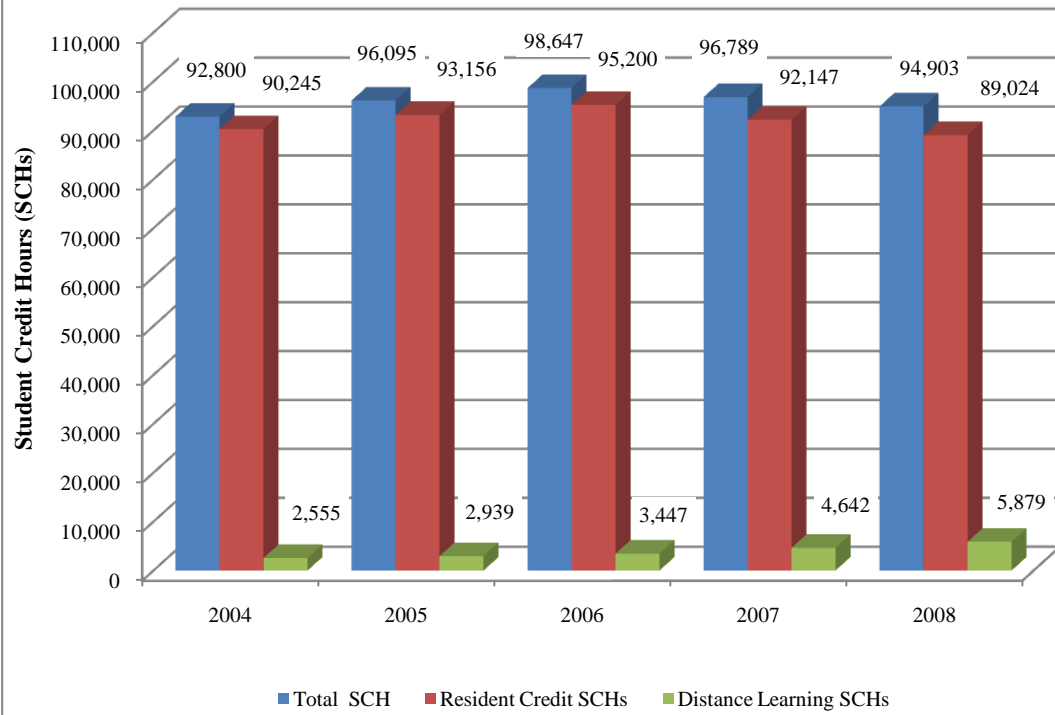
*Total Headcount does not equal the sum of Distance Learning and Resident Credit Headcount because some students are enrolled in both resident credit and distance learning credit courses.

**Includes Distance Learning

Source: NCHED A-1.1: Resident and Extension Credit Enrollment

Factbook Table Reference: Fall Enrollment by Load, Legal Residence and Level (16)

Undergraduate Student Credit Hours Fall Term



Reference: Undergraduate Student Credit Hours

JUNIOR-SENIOR ENROLLMENT BY UNDERGRADUATE MAJOR INCLUDING SECOND MAJORS

	<u>Fall Term Resident Credit Enrollment</u>				
	<u>2004</u>	<u>2005</u>	<u>2006</u>	<u>2007</u>	<u>2008</u>
ARTS & SCIENCES	665	716	756	822	841
BUSINESS	666	614	572	477	550
EDUCATION & ALLIED PROFESSIONS	482	519	518	591	583
FINE & PERFORMING ARTS	242	239	243	278	285
HEALTH & HUMAN SCIENCES	518	545	573	620	577
KIMMEL SCHOOL OF CONSTRUCTION MANAGEMENT & TECHNOLOGY	<u>178</u>	<u>222</u>	<u>252</u>	<u>321</u>	<u>317</u>
UNDERGRADUATE UPPER LEVEL TOTAL	2,789	2,892	2,914	3,307	3,322
ARTS & SCIENCES (CIP)					
Anthropology & Sociology					
Anthropology (45.0201)	21	33	36	37	42
Sociology (45.1101)	<u>47</u>	<u>29</u>	<u>47</u>	<u>38</u>	<u>40</u>
Total	68	62	83	75	82
Biology					
Biology (26.0101)	69	73	78	97	102
Science Education (13.1316)	<u>14</u>	<u>15</u>	<u>13</u>	<u>19</u>	<u>16</u>
Total	83	88	91	116	118
Chemistry & Physics					
Chemistry (40.0501)	39	44	47	55	47
Environmental Science (03.0104)	0	2	6	10	15
Forensic Science (43.0106)	0	0	0	1	10
Physics (40.0801)*	<u>0</u>	<u>0</u>	<u>0</u>	<u>0</u>	<u>0</u>
Total	39	46	53	66	72
Communication					
Communication (09.0101)	124	140	140	132	123
English					
English (23.0101)	59	74	74	84	84
English/Secondary Education (13.1305)	<u>21</u>	<u>20</u>	<u>27</u>	<u>31</u>	<u>41</u>
Total	80	94	101	115	125
Geosciences & Natural Resources					
Geography (45.0701)	0	0	0	0	0
Geology (40.0601)	13	13	14	16	19
Natural Resources Management (03.0201)	<u>33</u>	<u>32</u>	<u>23</u>	<u>29</u>	<u>31</u>
Total	46	45	37	45	50
History					
History (54.0101)	<u>56</u>	<u>80</u>	<u>96</u>	<u>96</u>	<u>97</u>
Total	56	80	96	96	97
Mathematics & Computer Science					
Computer Science (11.0701)	47	30	23	27	24
Mathematics (27.0101)	23	22	17	27	27
Mathematics/Secondary Education (13.1311)	<u>11</u>	<u>9</u>	<u>9</u>	<u>12</u>	<u>18</u>
Total	81	61	49	66	69
Modern Foreign Languages					
French/Secondary Education (13.1325)	0	1	0	0	0
French (16.0901)	0	0	0	0	0
German/Secondary Education (13.1326)	1	0	0	0	0
German (16.0501)	3	3	5	5	4
Spanish/Secondary Education (13.1330)	9	11	7	7	5
Spanish (16.0905)	<u>8</u>	<u>18</u>	<u>22</u>	<u>18</u>	<u>21</u>
Total	21	33	34	30	30
Philosophy (38.0101)					
Philosophy (38.0101)	19	22	31	34	28
Political Science (45.1001)					
Political Science (45.1001)	42	40	36	43	44
Social Sciences (45.0101)					
Social Sciences (45.0101)	<u>6</u>	<u>5</u>	<u>5</u>	<u>4</u>	<u>3</u>
Total	665	716	756	822	841

JUNIOR-SENIOR ENROLLMENT BY UNDERGRADUATE MAJOR INCLUDING SECOND MAJORS

	<u>Fall Term Resident Credit Enrollment</u>				
	<u>2004</u>	<u>2005</u>	<u>2006</u>	<u>2007</u>	<u>2008</u>
BUSINESS (CIP)					
Accounting, Finance & Economics					
Accounting (52.0301)	68	61	56	52	53
Finance (52.0801)	<u>45</u>	<u>45</u>	<u>38</u>	<u>43</u>	<u>45</u>
Total	113	106	94	95	98
Business Computer Information Systems & Quantitative Analyses					
Computer Information Systems (52.1201)	76	61	48	52	52
Business Law, Hospitality & Tourism, and Sport Management					
Business Administration & Law (52.0201)	102	76	55	57	69
Hospitality Tourism Management (52.0901)	60	76	86	6	67
Sport Management (31.0504)	<u>71</u>	<u>58</u>	<u>55</u>	<u>48</u>	<u>58</u>
Total	233	210	196	111	194
Center for Entrepreneurship & Innovation					
Entrepreneurship (52.1499)	51	47	52	70	65
Management & International Business					
Management (52.0201)	86	84	83	69	60
International Business (52.1101)	<u>16</u>	<u>15</u>	<u>18</u>	<u>22</u>	<u>17</u>
Total	102	99	101	91	77
Sales & Marketing					
Marketing (52.1401)	<u>91</u>	<u>91</u>	<u>81</u>	<u>58</u>	<u>64</u>
Total	666	614	572	477	550
EDUCATION & ALLIED PROFESSIONS (CIP)					
Elementary & Middle Grades Education					
Elementary Education (13.1202)	170	183	176	211	220
Middle Grades Education (13.1203)	19	25	28	24	27
Social Sciences/Secondary Education (13.1318)	<u>26</u>	<u>42</u>	<u>42</u>	<u>44</u>	<u>38</u>
Total	215	250	246	279	285
Health, Physical Education, & Recreation					
Parks & Recreation Management (31.0301)	46	42	41	41	38
Physical Education (13.1314)	<u>45</u>	<u>51</u>	<u>51</u>	<u>64</u>	<u>73</u>
Total	91	93	92	105	111
Human Services					
Birth-Kindergarten (13.1209)	59	59	64	62	40
Special Education, Learning Disabilities, & Mentally Retarded (13.1001)	<u>30</u>	<u>32</u>	<u>31</u>	<u>28</u>	<u>41</u>
Total	89	91	95	90	81
Psychology (42.0101)	<u>87</u>	<u>85</u>	<u>85</u>	<u>117</u>	<u>106</u>
Total	482	519	518	591	583
FINE & PERFORMING ARTS					
Art & Design					
Art (50.0701)	29	29	44	10	14
Art Education (13.1302)	15	13	6	15	17
Fine Art (50.0702)	45	40	36	71	58
Interior Design (50.0408)	<u>49</u>	<u>48</u>	<u>56</u>	<u>61</u>	<u>55</u>
Total	138	130	142	157	144
Music					
Music (50.0901)	21	22	16	15	11
Music Performance (50.0903)	7	18	24	24	20
Music Education (13.1312)	<u>55</u>	<u>48</u>	<u>43</u>	<u>45</u>	<u>54</u>
Total	83	88	83	84	85
Stage & Screen					
Speech & Theatre Arts (50.0501)	14	9	6	6	11
Motion Picture & Television Production (09.0799)	0	0	0	18	24
Theatre (50.0501)	<u>7</u>	<u>12</u>	<u>12</u>	<u>13</u>	<u>21</u>
Total	<u>21</u>	<u>21</u>	<u>18</u>	<u>37</u>	<u>56</u>
Total	242	239	243	278	285

JUNIOR-SENIOR ENROLLMENT BY UNDERGRADUATE MAJOR INCLUDING SECOND MAJORS

	<u>Fall Term Resident Credit Enrollment</u>				
	<u>2004</u>	<u>2005</u>	<u>2006</u>	<u>2007</u>	<u>2008</u>
HEALTH & HUMAN SCIENCES (CIP)					
Applied Criminology					
Criminal Justice (43.0104)	126	125	114	134	127
Public Safety & Security Management (44.0401)	7	14	13	7	0
Total	133	139	127	141	127
Child & Family Studies (19.0701)*	1	1	0	0	0
Communication Sciences & Disorders (51.0201)	22	18	24	33	3
Health Sciences					
Athletic Training Sports Medicine (51.0913)	6	14	25	24	26
Clinical Laboratory Sciences (51.1005)	20	23	27	31	25
Emergency Medical Care (51.0904)	35	31	27	31	27
Environmental Health (51.2202)	28	28	21	23	28
Health Information Administration (51.0706)	20	26	18	22	37
Nutrition & Dietetics (51.3101)	25	36	30	44	56
Recreational Therapy (51.2309)	<u>22</u>	<u>33</u>	<u>37</u>	<u>44</u>	<u>40</u>
Total	156	191	185	219	239
Nursing (51.1601)	133	125	161	145	123
Social Work (44.0701)	<u>73</u>	<u>71</u>	<u>76</u>	<u>82</u>	<u>85</u>
Total	518	545	573	620	577
KIMMEL SCHOOL OF CONSTRUCTION MANAGEMENT & TECHNOLOGY(CIP)					
Construction Management (15.1001)	51	79	119	192	189
Electrical & Computer Engineering Technology (15.0303)	30	37	23	26	43
Electrical Engineering (14.1001)	0	4	9	22	21
Engineering Technology (15.0000)	41	75	80	72	63
Industrial Distribution (15.0612)	13	2	3	0	0
Manufacturing Engineering Technologies (15.0613)	16	5	2	0	0
Telecommunications Engineering Technology (15.0303)	<u>27</u>	<u>20</u>	<u>16</u>	<u>9</u>	<u>1</u>
Total	178	222	252	321	317
UNDECLARED	38	37	0	198	169

*Discontinued Program

Ref: Junior Senior Enrollment by Major.xls