

**Excerpts From the
Department
of
Student Community Ethics**

2009-2010 Annual Report

Submitted May 27, 2010

Alcohol and Drug Education

This area of DSCE made a huge leap in the hire of Miles Komuves as the Coordinator for Alcohol and Drug Education in summer 2009. Having a full time professional in this capacity has given us great opportunities and allowed us to move forward in a number of areas. As the leader of the Committee on Alcohol and Other Drugs, Miles partnered with campus departments as well as many off campus participants to hold several events throughout the year to educate the campus community on issues regarding drugs and alcohol.

Alcohol Awareness Week was successful in reaching students both on and off campus. DSCE staff and volunteers visited off campus resident WCU students to encourage responsible behavior, alert students to the events taking place during alcohol awareness week, and improve the perception of the department. Other programs included a lawn day and an alcohol and drug education jeopardy game

Safe Spring Break was an ad campaign co-sponsored by DSCE and Service Learning. It combined positive messages to encourage students to have a safe and healthy spring break while encouraging them to consider participating in a service learning alternative spring break trip.

Miles also worked with Jane Royse-Roskowski in Counseling and Psychological Services to write a grant from the Town of Sylva Alcoholic Beverage Control. They received over \$8,000 to create an educational intervention program for students with alcohol and drug policy violations. This program will be tailored for high risk students and students with multiple substance related policy violations.

This year also brought a revitalization of GAMMA (Greeks Advocating the Mature Management of Alcohol). Miles collaborated with Michele Peterson, Assistant Director of Greek Life, to advise this group of students. GAMMA members participated in Alcohol Awareness Week and Safe Spring Break. This year saw new positive energy pumped into GAMMA and, with a successful election of new executive board members, we're optimistic that GAMMA will expand its impact on campus in the coming year.

Information regarding programming and sanctioning for students can be found in the [Alcohol and Other Drug Appendix](#).

Technology

With a new full time staff member to focus on the 3rd Millennial programs, the DSCE was able to fully take advantage of the benefits these courses offer our students. In Appendix X, you can see that the majority of incoming first year students were able to complete Alcohol Wise before they arrived to campus. This proactive measure, along with other efforts, may have contributed to an overall reduction in alcohol violations. We also fully implemented the 3rd Millennial programs Marijuana 101 and Under The Influence as sanctions for first alcohol and drug offenses.

Our website has constantly improved this year by the addition of several pages of FAQ's, current policies and contact information, and the Party Smart pages. The Party Smart initiative is made up of several interactive web pages which focus on very real situations that college students could find themselves in. It uses a risk reduction education strategy in an effort to keep students safe, healthy, and successful. In the future, the DSCE would like to have all full time staff members trained on the Red Dot program so that the web page can be improved upon at any time.

Most importantly, the DSCE has begun using RMS Judicial Module has a database and reporting program. The long implementation process has been very complicated, and has relied heavily upon the help of Bryant Barnett from Residential Living. Miles and Bryant were able to use Crystal Reports to create different reports on the data in RMS that we can use to automate our case load reporting. These reports can be found in the [DSCE Case Load Appendix](#) below.

Alcohol and Other Drug Appendix:

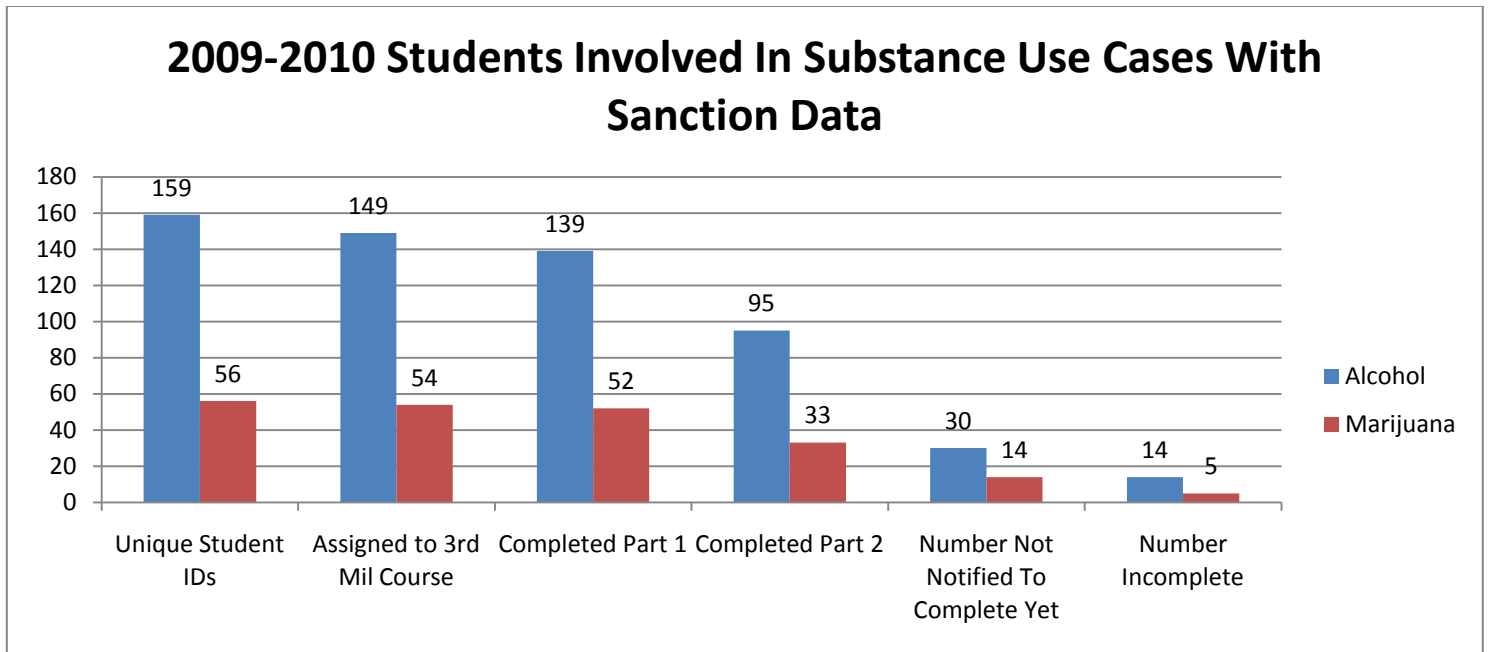
The 2009-2010 academic year saw new advances in the implementation of the Alcohol-Wise program and our 3rd milclassrooms sanction courses. We've collected data to show both an increase in use of these programs **and** a reduction in fall alcohol incidents as well as a low occurrence of substance use related recidivism. We think that this shows that our efforts on campus are having an impact and being successful.

Below is a chart that details an increase in freshman class size while improving compliance with Alcohol-Wise and maintaining a reasonable number of alcohol and drug violations.

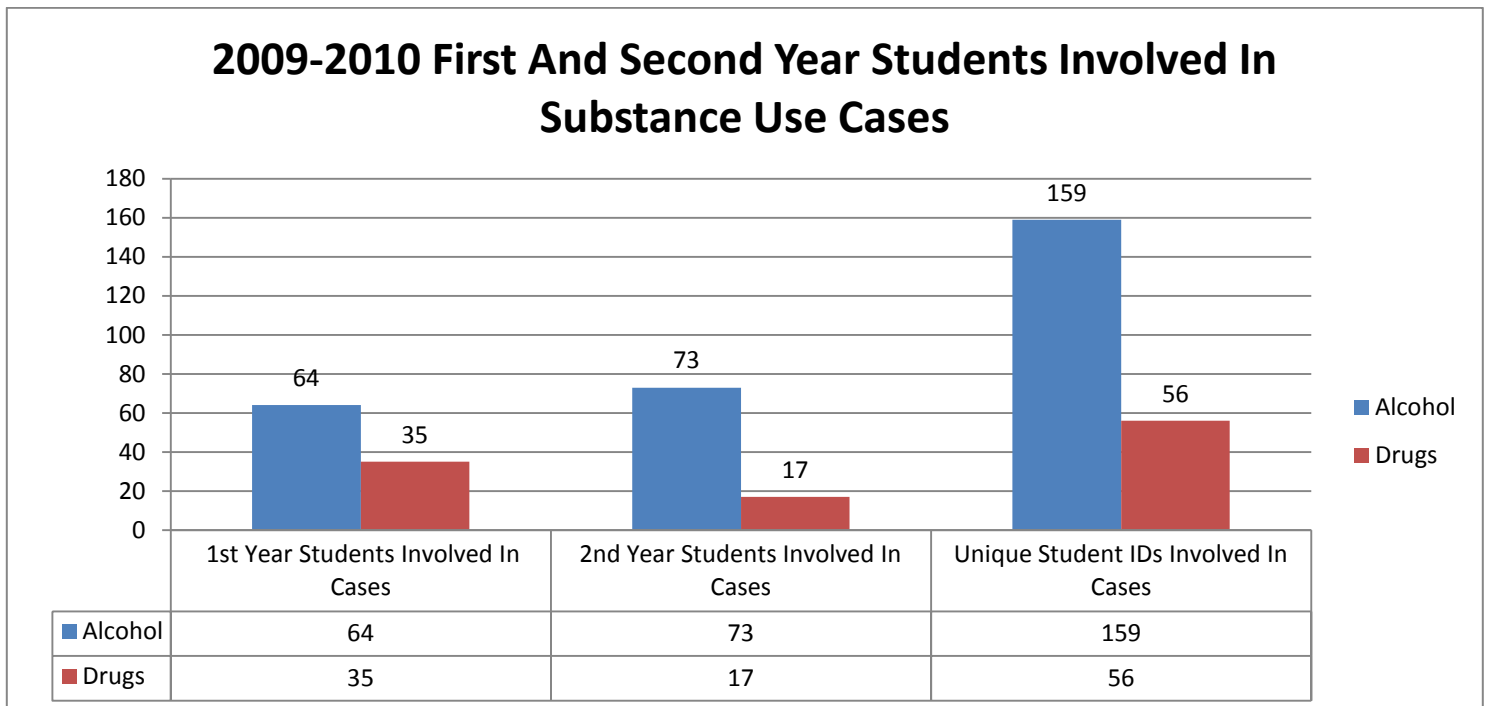
	AY 2006-2007	AY 2007-2008	AY2008-2009	AY 2009-2010	
Freshman Class	1459	1150	1224	1550	
Enrolled in Alcohol-Wise	*	*	1114	1528	
% of the FY Class	*	*	91.01%	98.58%	7.57% ↑
Completed Alcohol-Wise (Part 1)	*	*	1067	1489	
% of Enrolled in WCUAW Control	*	*	95.78%	97.45%	1.67% ↑
% of the FY Class	*	*	87.17%	96.06%	8.89% ↑
Completed Alcohol-Wise (Part 2)	*	*	767	1187	
% of Enrolled in WCUAW Control	*	*	68.85%	77.68%	8.83% ↑
% of Completed Part 1	*	*	71.88%	79.72%	7.84% ↑
% of FY Class	*	*	62.63%	76.58%	13.95% ↑
Alcohol Related Code Violations	502	381	167	169	
% Change	*	-24.11%	-56.17%	1.20%	
Drug Related Code Violations	145	106	66	83	
% Change	*	-26.90%	-37.74%	25.76%	

Percentage increases in compliance and completion are located on the right hand margin. Decreases over time (and marginal increases between 2008/2009 and 2009/2010) are noted in green and red at the bottom of the chart. Please note that violation numbers have dropped dramatically since implementing 3rd milclassrooms programming and sanctions in 2008.

The number of individual students that are involved with any given violation can be assessed by counting the “unique student IDs” associated with that given violation. This does not take recidivism into account yet.

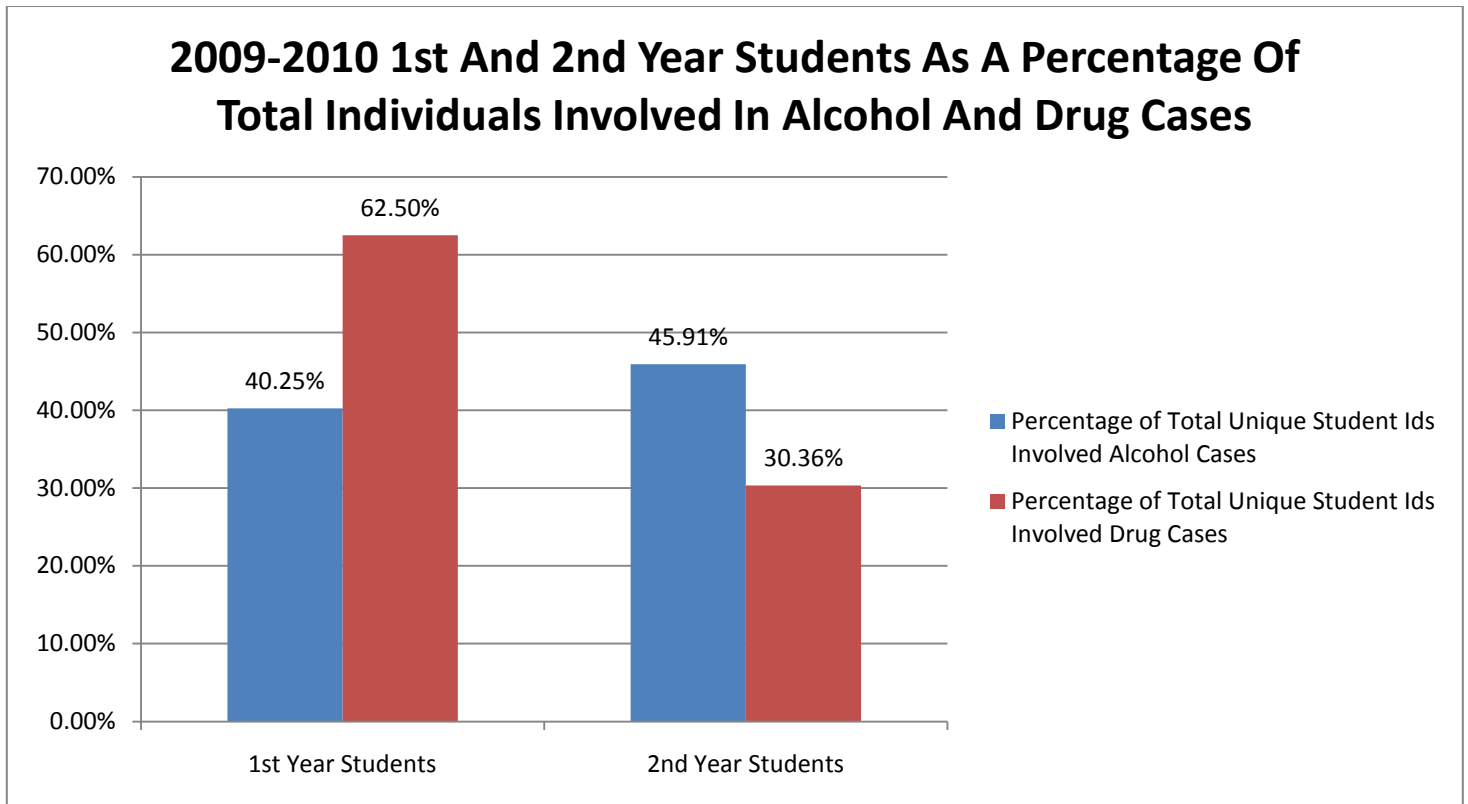


Our overall use of the 3rdmilclassrooms sanctions was phenomenal! It reached into the upper 90th percentile and the completion statistics are promising. There is a 30 day delay between completion of part 1 and a student’s opportunity to complete part 2 that accounts for some of the number of incomplete students.

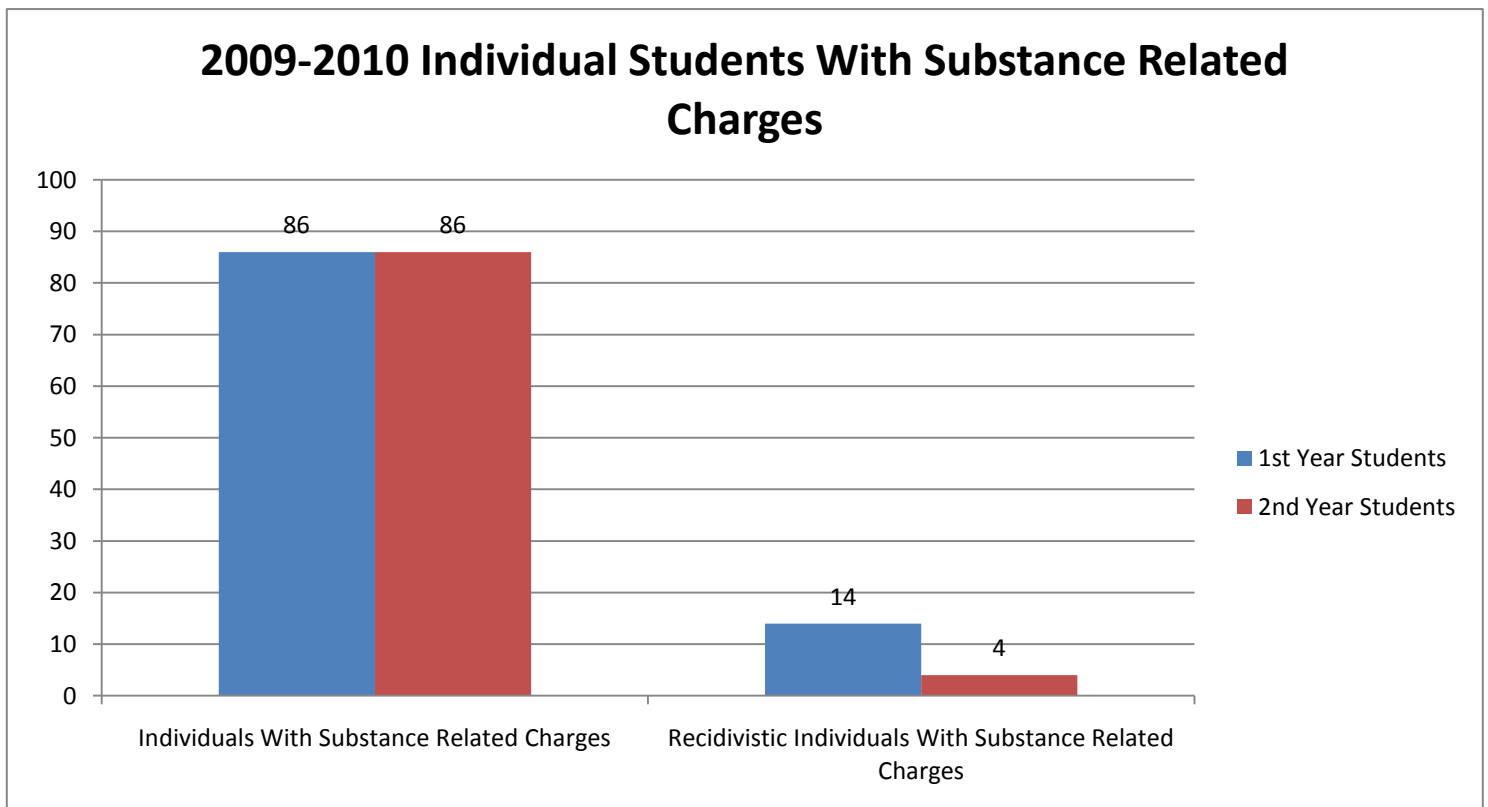


The above chart shows the number of first and second year students that were involved in alcohol and drug related cases. The total number of unique student IDs for all class years is also provided for reference. As first and second year students are thus far the only students at WCU to complete 3rdmilclassrooms programs and sanctions, their numbers become particularly significant.

Please find a graph below that uses percentages of total individuals involved in substance use cases as a second reference point to describe first and second year student data.



Generally, the overall number of individuals involved in "substance use" data is different from the data that separates alcohol use from drug use. This is due to recidivism and the fact that some students will have **both** alcohol and drug charges.



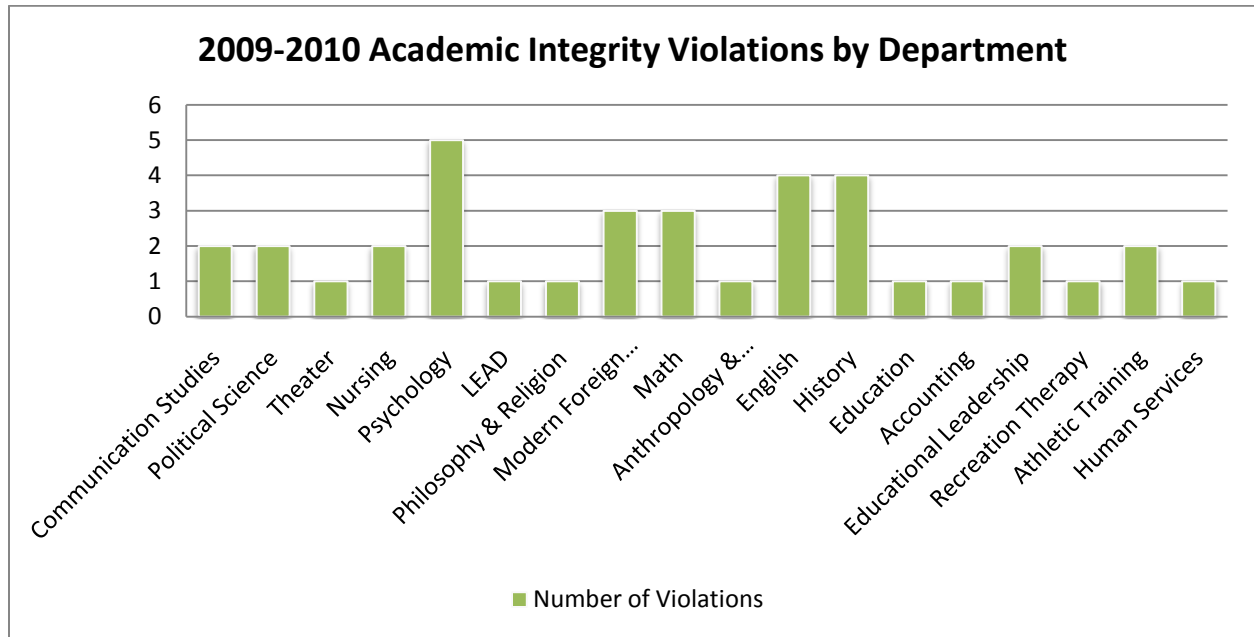
The total number of students involved in substance use related charges is a valuable statistic that represents a bit lower than the total number of code violations. This is because multiple charges may result from a single incident, and we're concerned with how many individual students we deal with in the process. Again, recidivism is a factor in these statistics. As seen on the previous page, our recidivism numbers for substance related charges is very low:

Roughly 16% for first year students and 5% for second year students.

This is an area we have marked for further attention and improvement in the future!

Academic Integrity Appendix

In the following reports you will be able to see which departments the reported violations came from, the number of hearings and mutual resolutions, the type of violation, and the level of students reported for violations. Also attached you can see the assessment done by the DSCE following the Academic Integrity Forum, example forms of the assessments for the hearing board members, and the semester reports from the Faculty Fellow.



Total number of academic integrity violations reported to the DSCE: 37*

Type of Violation

Cheating: 16
 Plagiarism: 21
 Fabrication: 0
 Facilitation: 0

Level of Student

Undergraduate: 33
 Graduate: 4
 Doctoral: 0

Resolution of Case

Mutual Resolution: 31
 Hearing: 6

Semester

Fall 2009: 28
 Spring 2010: 9

Finding

Responsible: 35
 Not Responsible: 1

* There are two outstanding cases which will be going to the Academic Integrity Boards as soon as possible.